

TEXAS TECH UNIVERSITY
HEALTH SCIENCES CENTER

FACT BOOK

Eighteenth Edition

December, 2011
Prepared by the Office of the
Executive Vice President for Finance & Administration

PREFACE

The Office of the Executive Vice President for Finance & Administration is pleased to provide Texas Tech University Health Sciences Center with a Fact Book. This edition is the eighteenth annual issue produced by this office as a service to TTUHSC.

We offer this Fact Book as a means of providing a common set of data which will be readily available to decision-makers throughout the Health Sciences Center. We hope that the Fact Book will also aid in achieving the institution's goal of providing the highest standard of excellence in higher education while pursuing continuous quality improvement, stimulating the greatest degree of meaningful research, and supporting faculty and staff in satisfying those whom we serve.

This Fact Book can be accessed on-line at the TTUHSC home page at <http://www.ttuhscc.edu/hsc/factbook/>.

We encourage and invite comments, reactions, suggestions, and corrections as a means of improving future issues.

Statement of Accreditation

The Texas Tech University Health Sciences Center is accredited by the Commission on Colleges of the Southern Association of Colleges and Schools to award bachelor's, master's, doctoral, and professional degrees. Questions about the accreditation status of Texas Tech University Health Sciences Center may be directed to the Commission on Colleges at 1866 Southern Lane, Decatur, Georgia 30033-4097 or call 404-679-4500.

A member of the Texas Tech University System, TTUHSC has been accredited by the Commission on Colleges of the Southern Association of Colleges and Schools as an institution separate from Texas Tech University since 2004.

MISSION AND VISION STATEMENTS

MISSION STATEMENT

The mission of Texas Tech University Health Sciences Center is to improve the health of people by providing high quality educational opportunities to students and health care professionals, advancing knowledge through scholarship and research, and providing patient care and service.

VISION STATEMENT

Texas Tech University Health Sciences Center will become a nationally recognized health sciences university.

TABLE OF CONTENTS

TABLE OF CONTENTS

PREFACE

MISSION AND VISION STATEMENTS

TABLE OF CONTENTS

SECTION I

HISTORY

- A. TTUHSC Service Region Map
 - B. Historical Information
-

SECTION II

ORGANIZATIONAL CHARTS

- A. Organizational Chart - TTUHSC
 - B. Organizational Chart - Executive Vice President for Finance & Administration
 - C. Organizational Chart - Executive Vice President for Research
 - D. Organizational Chart - Senior Vice President for Academic Affairs
 - E. Organizational Chart - Vice President for Information Technology / Chief Information Officer
 - F. Organizational Chart - Vice President for Rural & Community Health
 - G. Organizational Chart - Graduate School of Biomedical Sciences
 - H. Organizational Chart - School of Allied Health Sciences
 - I. Organizational Chart - School of Medicine
 - J. Organizational Chart - Paul L. Foster School of Medicine
 - K. Organizational Chart - School of Nursing
 - L. Organizational Chart - Gayle Greve Hunt School of Nursing
 - M. Organizational Chart - School of Pharmacy
-

SECTION III

PROGRAMS

- A. Academic and Professional Programs by Campus
-

SECTION IV

STUDENTS

- A. Enrollment Trends
 - B. Enrollment Trends by School
 - C. Enrollment by Campus
 - D. Enrollment by Ethnicity & Gender (Total Enrollment)
 - E. Enrollment by Ethnicity & Gender (by School)
 - F. Enrollment by Campus - by School
 - G. Graduate Specialties (School of Medicine)
 - H. Pass Rates (by School)
 - I. Financial Aid Information
 - J. Degree Information
-

SECTION V

RESIDENTS

- A. Enrollment Statistics for Residency Programs (Schools of Medicine)
 - B. Resident Distribution (Schools of Medicine)
 - C. Enrollment Statistics for Residency Programs (School of Pharmacy)
 - D. Resident Distribution (School of Pharmacy)
-

SECTION VI

PERSONNEL

- A. Faculty/Staff History - Demographics
 - B. Faculty/Staff Count by Campus
 - C. Faculty Count by School
 - D. Faculty Count by Campus/School
 - E. Staff Count by Campus
 - F. Budgeted FTE's by Campus
 - G. Budgeted FTE Detail by Campus - by School
 - H. Employee Headcount by Campus
-

SECTION VII

LIBRARY

- A. Summary of Library Holdings
 - B. Summary of E-Resource Statistics
-

SECTION VIII

FINANCIAL

- A. Revenues
 - B. Expenditures and Net Transfers
 - C. Endowments
 - D. Operating Budget History
 - E. Budget by Campus - by School
-

SECTION IX

RESEARCH

- A. Research Awards
 - B. Research Expenditures
-

SECTION X

SPACE

- A. Facilities Inventory Report
 - B. Leased Space Report
 - C. Campus Maps
-

SECTION XI

ALUMNI

- A. Alumni by School (Cumulative)
 - B. Alumni – Number of Graduates by School
-

SECTION XII

PRACTICE INCOME PLANS

- A. Medical Practice Income Plan (MPIP)
 - B. Allied Health Sciences Practice Income Plan
 - C. Nursing Practice Income Plan
 - D. Pharmacy Practice Income Plan
-

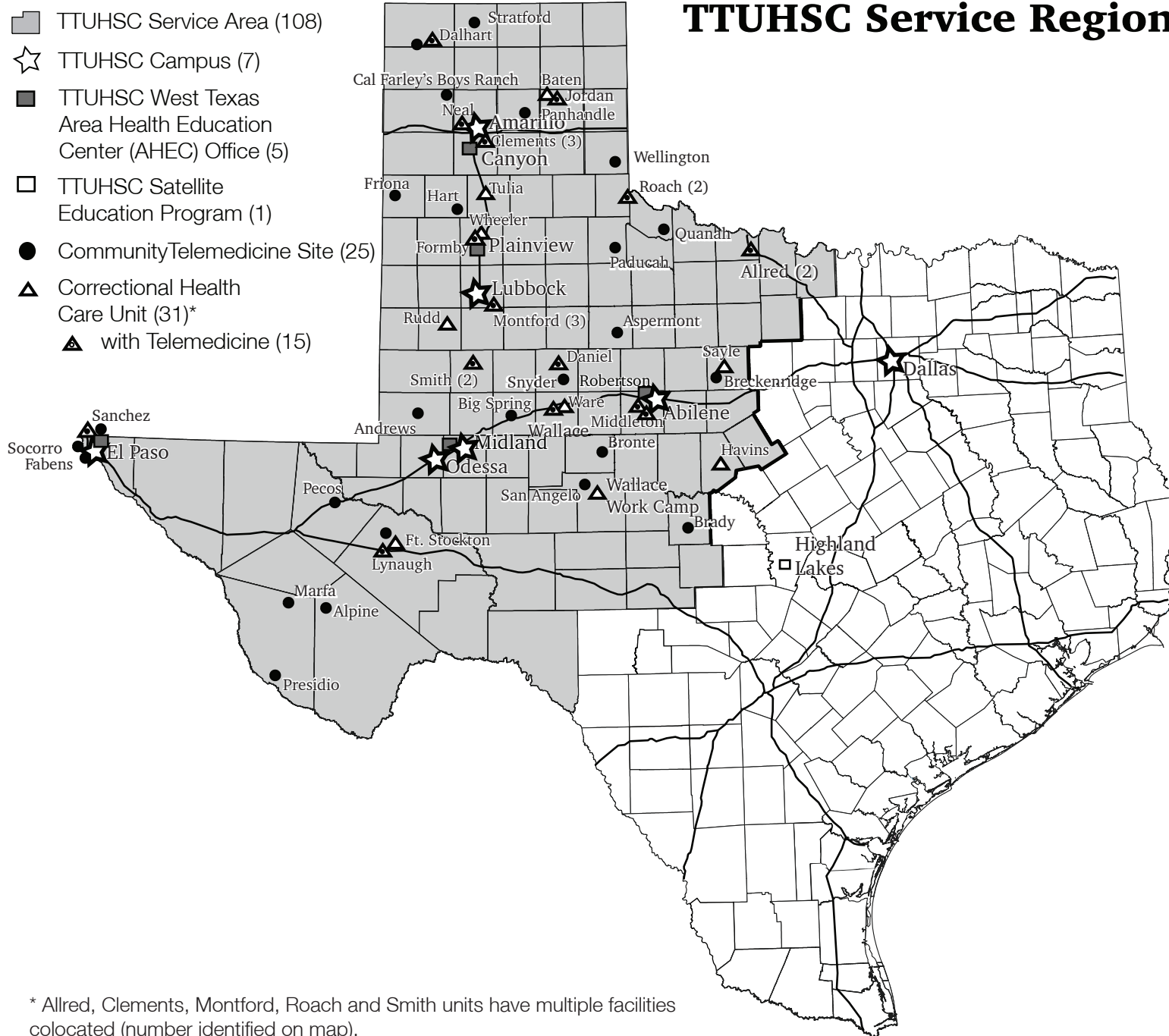
SECTION XIII

PERFORMANCE MEASURES

- A. Performance Measures
-

HISTORY

TTUHSC Service Region



TEXAS TECH UNIVERSITY HEALTH SCIENCES CENTER

History

The Texas Tech University School of Medicine was created by the 61st Texas Legislature in May, 1969 as a multi-campus institution with Lubbock as the administrative center, and with regional campuses at Amarillo, El Paso, and Odessa. In 1979, the charter was expanded to become the Texas Tech University Health Sciences Center (TTUHSC), leading the way for establishment of the Schools of Nursing and Allied Health Sciences, and the Graduate School of Biomedical Sciences. In 1993, the legislature authorized the establishment of a School of Pharmacy to be located in Amarillo. In addition, Allied Health Sciences programs were expanded to Amarillo and the Permian Basin. In 2003, the legislature authorized the establishment of a four-year medical school in El Paso, and in 2011, the Gayle Greve Hunt School of Nursing was established, also located in El Paso. The seven schools are committed to regionalized, multi-campus educational experiences, and to the related biomedical research, graduate studies, patient care and community service required of a health sciences center. A primary effort is made to achieve a balanced group of students with qualified minority students, diverse age groups, and heterogeneous backgrounds in educational and life experiences. A special effort is made to recruit applicants from West Texas and from rural and border communities.

The Health Sciences Center has as its major objectives the provision of quality education and the development of academic, research, patient care, and community service programs to meet the health care needs of the 108 counties of West Texas, which comprise 50% of the land mass and 11% of the population of the total state. This 131,000 square mile service area and population of 2.7 million has been, and remains highly underserved by health professionals and accessible health care facilities, despite the substantial and meaningful contribution made by our institution. Demographic shifts in West Texas populations, as well as socioeconomic and epidemiologic characteristics of its sub-groups, create major and specific demands for service. While education of students and residents remains the primary focus of the institution, there has been an important impact on the health status of West Texas. The lack of a single locus of population density has resulted in the regionalization of medical and health care education and patient care on multiple geographically separated campuses. In providing an excellent quality undergraduate, graduate, and continuing health professional education at each site, the health needs of the larger community have been better met and relevant indices of health status demonstrate significant improvement.

The growing evidence confirms that the School of Medicine, which celebrated its 40-year anniversary in 2009, is accomplishing its mission of educating and placing practicing physicians in West Texas. With increasing demand for medical education, primarily along the Texas/Mexico border, legislation was signed in October 2003 establishing a new four-year medical school in El Paso. The school was accredited in February 2008, and welcomed its inaugural class in July 2009. It was renamed the Paul L. Foster School of Medicine in 2009. The Schools of Nursing and Allied Health Sciences continue their impact on the health care needs of West Texas, with most of their graduates remaining in West Texas to pursue their chosen profession. The School of Nursing celebrated its 30th anniversary in October 2011. Upon approval by the Texas Higher Education Coordinating Board and the Texas Board of Nursing, the Gayle Greve Hunt School of Nursing officially opened as a free-standing school of nursing on September 1, 2011. The School of Pharmacy celebrated a decade of excellence in August 2006. The school's expansion continues with the establishment of a four-year program at a new campus in Abilene, which began classes in August 2007.

TTUHSC is a component of the Texas Tech University System. The President of TTUHSC reports to the Chancellor, who is the Chief Executive Officer of the System. The Chancellor and the President are responsible to the Texas Tech University Board of Regents, which sets overall policy for the Texas Tech University System, Texas Tech University, TTUHSC, and Angelo State University. The current members of the TTUS Board of Regents are as follows:

<u>Regent</u>	<u>Term Ends</u>	<u>Hometown</u>
Larry K. Anders	Jan. 31, 2017	Dallas
Jill Fadal, Student Regent	May 31, 2012	Austin
L. Frederick "Rick" Francis	Jan. 31, 2013	El Paso
John T. Huffaker	Jan. 31, 2015	Amarillo
Mickey L. Long, Vice Chair	Jan. 31, 2015	Midland
Debbie Montford	Jan. 31, 2017	San Antonio
Nancy R. Neal	Jan. 31, 2015	Lubbock
John F. Scovell	Jan. 31, 2013	Dallas
John D. Steinmetz	Jan. 31, 2017	Lubbock
Jerry E. Turner, Chair	Jan. 31, 2013	Blanco

The Deans of the School of Medicine, School of Nursing, School of Allied Health Sciences, School of Pharmacy, the Graduate School of Biomedical Sciences, the Paul L. Foster School of Medicine, and the Gayle Greve Hunt School of Nursing report to the President as Chief Executive Officer of TTUHSC. Administrative governance and authority of the medical school is situated in Lubbock, and the Dean, as Chief Academic Officer, is fully responsible for the conduct and maintenance of quality educational experiences and related academic and clinical programs offered by the campuses at Amarillo, El Paso (through 2012), and Odessa. The Regional Deans of Medicine at Amarillo, El Paso (through 2012), and Odessa are responsible to the Dean of the School of Medicine in Lubbock for academic programs enabling the Dean to maintain quality assurance in the academic program. The School of Nursing and the School of Allied Health Sciences utilize the same administrative model. Regional Deans of Allied Health Sciences in Amarillo, Midland and Odessa, and the Regional Deans of Nursing in Odessa and Abilene report directly to their respective Deans in Lubbock. This regional concept allows the Schools to establish and operate student education programs, physician residency training programs, continuing education programs, and outreach programs that have proven to be a vital factor in the placement of graduates in practice sites in West Texas, and to support the practice of medicine, nursing, and allied health sciences in this vast area. The Dean of Pharmacy is located in Amarillo, with Regional Deans being located in Lubbock, Dallas, and Abilene reporting to the Dean in Amarillo. The Founding Dean of the Paul L. Foster School of Medicine is located in El Paso, with no Regional Dean reporting to him. The Interim Dean of the Gayle Greve Hunt School of Nursing is located in El Paso, with no Regional Dean reporting to her.

In June of 2008, TTUHSC adopted the Institutional Compliance Program (ICP). The Office of Institutional Compliance is responsible for implementing the ICP by advancing an institutional culture of ethics, integrity and compliance with laws, regulations and policies at TTUHSC. This is accomplished through awareness programs (such as policies and training), monitoring activity and response to reports of non-compliance. There are various reporting mechanisms available to members of the TTUHSC community to confidentially report

concerns of regulatory non-compliance, including the anonymous TTUS Compliance Hotline. Reported concerns are investigated and corrective action is implemented to address any identified non-compliant activity.

The Institutional Compliance Officer reports to the President, and chairs the Institutional Compliance Committee and Institutional Compliance Working Committee. This individual also has primary oversight of the TTUHSC Billing Compliance Program and HIPAA Privacy, and serves as a resource for other TTUHSC areas that have regulatory oversight responsibilities. Each SOM regional campus has a Billing Compliance Director who reports directly to the Institutional Compliance Officer. The Institutional Privacy Officer reports to the Institutional Compliance Officer and serves as the primary privacy official for the institution, supervising Regional Privacy Officers at the El Paso, Amarillo, and Permian Basin campuses.

An institutional philosophy that further supports quality services to the students, patients, faculty and staff was enhanced in 1990. The thrust of the initiative is three-fold: provide customer service skills training to employees, assist departments in quality improvement efforts, and recognize individuals and teams for excellence in quality service. The initiative is called *SERVICEplus*. The customer awareness program of *SERVICEplus* helps employees identify who they serve and to understand and exceed the needs and expectations of these constituents.

The Office of HSC Relations coordinates an annual quality service recognition program for staff employees. This prestigious award recognizes staff employees who have been continuously employed at Texas Tech in a benefits-eligible position for at least two years, who have completed the *SERVICEplus* educational program, and who demonstrate excellence in service. Two levels of awards exist: the Quality Service Award and the Chancellor's Award of Excellence, whereby honorees receive a plaque, certificate, and a monetary award ranging from \$500 to \$1,500.

The Health Sciences Center is continually striving to make the institution and its programs the most cost effective possible, which has been particularly important as the institution has been growing and developing its programs. In 1985, general revenue made up more than 50% of the total operating budget of the Health Sciences Center. Now, in fiscal year 2012, general revenue is 24.9% of the total budget. Even though the Health Sciences Center has been able to sustain the growth of its schools and programs, adequate levels of state appropriated funds are essential to accomplish the central mission of providing health care education of the highest quality.

The Health Sciences Center is proud of the accomplishments that have been achieved by this institution. Some of these include:

SCHOOL OF MEDICINE

- Over the past five years, approximately 62% of graduates have remained in Texas to complete residency training, and an average of 19% of School of Medicine graduates have remained in a Texas Tech program for residency training.
- Over 20% percent of the practicing physicians in West Texas are Texas Tech medical school and/or residency graduates.

- Over the past five years, an average of 46% of all medical school graduates have elected to enter the primary care specialties of Family Medicine, Internal Medicine, Obstetrics and Gynecology, and Pediatrics. In 2011, 32% of graduates elected primary care specialties.
- Each of the TTUHSC campuses has been shown to place the majority of its program graduates who stay in West Texas within a 75-mile radius of the campus. The regional system has a positive impact on the geographic distribution of physicians throughout West Texas. In 1969, there was one physician for every 1,300 residents in the region, and today this ratio has decreased to nearly one doctor for every 750 residents.
- In recent years, the School of Medicine has combined efforts with Texas Tech University to offer joint academic programs addressing the growing needs of practicing physicians. In the summer of 1998, a venture began with the Rawls College of Business Administration providing the ability to obtain both MD and MBA degrees. To date, 89 students have completed this program. Most recently, a joint JD and MD program to be offered in collaboration with the Texas Tech University School of Law began in the fall of 2009 where students interested in future careers focusing on health care policy, bioterrorism, and medical law can receive both degrees.
- The campuses of the Schools of Medicine operate 29 individually accredited residency programs and seven fellowship programs in West Texas. As of October, 2011, these programs had 564 total residents in training, which includes 23 fellows, of which 377 (66.8%) were in primary care fields of Family Practice, Internal Medicine, OB/GYN and Pediatrics. Of the 377 total primary care residents in training, 93 are specifically in Family Practice. The 29 residency programs have 165 first year trainees, and will graduate approximately 164 residents and fellows in 2012.
- The four campuses operate a total of 29 clinical departmental units and numerous clinical services and education programs which were previously unavailable in the West Texas region. A partial list of specialty services includes: care for women and infants, including perinatal care and neonatal intensive care (four campuses), pediatric subspecialty services and intensive care (four campuses), trauma centers and emergency medicine (two campuses), neurology and neuroscience centers (two campuses), a center for pain treatment and research, a regional burn center, a center for Alzheimer's disease, a cancer center and a program for bone marrow transplantation, and a border community breast care program.
- The patient care programs of the Schools of Medicine serve as the base for clinical education of medical students and residents, the base for clinical research and as a major source of care for citizens of West Texas. In fiscal year 2011, the School of Medicine and Paul L. Foster School of Medicine provided 682,027 clinical visits of care to 276,477 patients. The Schools served 60,562 inpatients in its affiliated hospitals, and provided a total of \$72,838,913 in uncompensated care.

PAUL L. FOSTER SCHOOL OF MEDICINE

In 1998, TTUHSC at El Paso celebrated 25 years serving the El Paso community. The following year, then-Texas Tech System Chancellor John T. Montford shared with the Board of Regents a vision for a full-fledged four-year medical school in El Paso to help alleviate a severe shortage of physicians in the area. Currently, there are less than 110 physicians for every 100,000 people in El Paso. The national average is 198 physicians per 100,000 patients. The Texas average is only 150 per 100,000. Studies have shown that most medical students remain in the region in which they received their education to establish their practices. The addition of the first two years of the medical school would allow students from El Paso and nearby regions to complete their education near home, in hopes of retaining doctors in the area.

- In 2001, longtime community philanthropists J.O. and Marlene Stewart donated 10.2 acres of land near the HSC for the new medical campus. The Paso del Norte Foundation approved a \$1.25 million dollar scholarship grant program for local students contingent on the approval of the four-year medical school.
- During the 2001 Texas Legislative Session (77th), the El Paso legislative delegation successfully spearheaded an effort to secure \$40 million in tuition revenue bonds for the research facility, one of three buildings on the new campus, just a short walk from the Texas Tech University Health Sciences Center—as well as an \$11 million dollar clinic expansion project that took about two years, and added a third floor on the present TTUHSC at El Paso Medical Center building.
- In 2002, the Paso del Norte Health Foundation announced a \$1.25 million scholarship/grant loan program for TTUHSC at El Paso students choosing to practice in El Paso. By working together with TTUHSC, the Foundation would help meet the demand for physicians and provide the perfect environment for area students to improve their medical education, while contributing to the health of our region.
- In 2003, Texas Governor Rick Perry visited the El Paso campus for a ceremonial signing of House Bill 28, article 10, which authorized Texas Tech to issue \$45 million in tuition revenue bonds for the construction of a classroom/office building for a four-year medical school at the El Paso campus. The governor also announced an additional \$2 million in funding to finance start-up costs and faculty salaries.
- TTUHSC at El Paso Regional Dean Jose Manuel de la Rosa, M.D., was also appointed by President George W. Bush to the United States-Mexico Border Health Commission, recognizing TTUHSC as a national leader in border health issues. The bi-national commission developed and coordinated actions to improve the health and quality of life along the United States-Mexico border and studied ways to solve the border's health problems, a mission that mirrors that of TTUHSC at El Paso.
- On December 9, 2003, the ground breaking for El Paso Medical Science Building I took place and two years later in January of 2006, a ribbon cutting followed. The 93,000 square-foot facility houses research on diabetes, cancer, environmental health and infectious diseases, as well as a repository dedicated to data on Hispanic health and a genomic facility to link hereditary diseases in families.

- In February 2008, the new school was preliminarily accredited by the Liaison Committee for Medical Education (LCME).
- In 2009, the school was renamed the Paul L. Foster School of Medicine (PLFSOM), and on July 13, 2009, the Inaugural Class of 40 students was admitted and began classes.
- In 2010, the 2nd class of 60 students was admitted and classes began in July 2010. Also, the School, in collaboration with University of Texas Health Sciences Center in Houston – School of Public Health, established a dual degree MD/MPH Program. Currently seven (7) students are enrolled in this program. In addition, Research awards approached approximately \$10M, increasing from approximately \$3M in 2008.
- In 2011, the third class of 80 students for PLF SOM was admitted and began classes in July, 2011. Additionally, Research awards approached \$13M, increasing from approximately \$10M in 2010.

GRADUATE SCHOOL OF BIOMEDICAL SCIENCES

- The Graduate School of Biomedical Sciences, originally a part of the School of Medicine, became a separate school in 1994 to coordinate the training of biomedical scientists. It provides educational opportunities for students who seek research careers in the biomedical sciences to advance our knowledge about normal and disease conditions in humans.
- Originally, as part of the School of Medicine, its first masters of science degree was awarded in 1975 in medical microbiology, followed by its first doctoral degree awarded in 1978 in physiology.
- The Graduate School of Biomedical Sciences (GSBS) currently has three graduate programs: Biotechnology, Biomedical Sciences, and Pharmaceutical Sciences. Concentrations within the Biomedical Sciences program include Cell and Molecular Biology, Biochemistry and Molecular Genetics, Medical Microbiology, Pharmacology and Neurosciences, and Physiology. Although some graduates of these programs work in private industry, most hold postdoctoral fellowships and faculty positions at major medical schools throughout the United States and abroad.
- The philosophy of the GSBS is to provide each student with a broad understanding of biomedical research, yet develop the specialization needed to succeed as an independent investigator. This is accomplished on the Lubbock campus by requiring doctoral students to complete a common first-year curriculum. The first-year curriculum consists of introductory courses in Biochemistry, Cell Structure & Function, Microbiology, Biotechnology, Human Physiology, Pharmacology and Cell & Molecular Immunology.
- The M.D./Ph.D. combined degree program has graduated eight M.D./Ph.D. students and has nine students currently enrolled. GSBS graduated their first husband and wife team in May, 2002, awarding both with an M.D./Ph.D. degree.

- Beginning Fall 2006, the GSBS initiated the Dean's Scholars program. Eight students have the dean's scholar's designation and a total stipend of \$28,000.

SCHOOL OF NURSING

The TTUHSC School of Nursing is the only nursing school on the South Plains that provides baccalaureate, masters, and doctoral education. Since its inception in 1979, the school has planned innovative degrees to meet the needs of Texas residents. With an expanded selection of educational options offered throughout Texas and beyond, the School of Nursing continues to help bolster the state's nursing workforce by educating more than 1,000 students each year.

The first students were admitted to the Traditional Bachelor of Science in Nursing four-year degree on the Lubbock campus on August 26, 1981. Additionally, LVN students were admitted to the sophomore year and RN students were admitted to the junior year. Four years later, RN to BSN only students were admitted in the Permian Basin. The first students were admitted to the Master of Science in Nursing track in 1988 and the Accelerated Second Degree track was launched in Austin/Hill Country and in Lubbock in 2005, and is now offered in Abilene, the Permian Basin and El Paso. In 2008, the inaugural cohort of doctoral students was admitted into the Doctor of Nursing Practice degree program, and in 2009, the Traditional BSN program was expanded to include Abilene, the Permian Basin and El Paso.

The school on the Lubbock campus was renamed in honor of Anita Thigpen Perry, the first lady of Texas, in August 2008. The Anita Thigpen Perry School of Nursing is known for innovation in nursing education, excellent student retention and graduation rates, above national average National Council Licensure Examination (NCLEX) scores, and producing well-prepared nurses for West Texas and beyond. In October 2010, through a generous donation from the Hunt Family Foundation, successful efforts were made to establish the Gayle Greve Hunt School of Nursing in El Paso. Upon receiving approval from the Texas Higher Education Coordinating Board and the Texas Board of Nursing in April 2011, the Gayle Greve Hunt School of Nursing officially opened as a free-standing school of nursing on September 1, 2011.

UNDERGRADUATE STUDIES: The Bachelor of Science in Nursing track options include traditional, licensed RN and second degree (individuals with a bachelor's degree in another field) students. The school offers the following undergraduate programs:

- Bachelor of Science in Nursing (BSN)
- Registered Nurse to Bachelor of Science in Nursing (RN to BSN)
- Second Degree Web-based BSN (Second Degree)

GRADUATE PROGRAMS: Graduate Studies uses a variety of online technology teaching-learning methods to offer distance education classes and face-to-face classes in Lubbock, Odessa and Abilene. The school offers the following graduate degrees:

- Leadership Studies
 - Master of Science in Nursing – Administration Track
 - Master of Science in Nursing – Education Track
 - Doctorate of Nursing
 - PhD in Nursing (in collaboration with Texas Women’s University)
- Nurse Practitioner Studies
 - Master of Science in Nursing – Family Nurse Practitioner (FNP) and Post-Masters FNP Track
 - Master of Science in Nursing – Acute Care Nurse Practitioner (ACNP) and Post-Masters ACNP Track
 - Master of Science in Nursing – Pediatric Nurse Practitioner (PNP) and Post-Masters PNP Track
 - Master of Science in Nursing – Geriatric Nurse Practitioner (GNP) and Post-Masters GNP Track

Two Centers of Excellence have been established at the ATP School of Nursing. These Centers are multidisciplinary and/or interdisciplinary groups of faculty and their associates who have been brought together for the pursuit of research, education, and/or clinical activities. The goals of each center integrate into the strategic plan of the school.

Center for Innovation in Nursing Education: The CINE provides leadership in designing and implementing new and exciting nursing education initiatives to change the nature and quality of nursing education within Texas and throughout the nation.

Center for Excellence in Evidence-Based Practice: The CEEBP forms collaborations to improve the care and safety of patients through consultation, research, education, and practice as demonstrated through multiple avenues.

CAMPUSES: The TTUHSC School of Nursing has educational opportunities at the following TTUHSC locations:

- Abilene
- Lubbock
- Permian Basin

GAYLE GREVE HUNT SCHOOL OF NURSING

The Gayle Greve Hunt School of Nursing (GGHSON) was launched through the generous donation of \$10 million by the Hunt Family Foundation in 2010. The school was named Gayle Greve Hunt in honor of the well-known El Paso, Texas stakeholders, the Hunt family, and in acknowledgement of their extraordinary gift. The GGHSON received initial approval from the Texas Board of Nursing and the Texas Higher Education Coordinating Board in 2011. It is anticipated that it will receive accreditation from the Commission on Collegiate Nursing Education upon a successful survey site visit in September of 2012. The GGHSON responded to a severe and chronic nursing shortage in the greater El Paso region by admitting its first class of Traditional Bachelor of Science in Nursing (BSN) program students in 2011. The

demographic composition of this class mirrors that of the residents of El Paso as demonstrated by an 80% Hispanic student representation. The first class of Second Degree BSN students will be admitted in 2012, and it is anticipated that this class will also mirror the demographic composition of El Paso as well. The GGHSN is positioned on the U.S./Mexico border, alongside the Paul L. Foster School of Medicine, to become the gold standard for evidenced-based nursing education in an interprofessional and international context.

UNDERGRADUATE PROGRAMS: BSN programs are for traditional, licensed RN and second degree students (individuals with a Baccalaureate degree in a non-nursing field). The school offers the following undergraduate degree programs:

- BSN
- Second Degree BSN

COMMUNITY SERVICE: The GGHSN responds to critical El Paso region community healthcare service needs through its free-of-charge, drop-in service Baby Café that promotes breastfeeding through peer support. The Baby Café offers support to breastfeeding mothers and families throughout the El Paso region through an expert lactation consultant advocate.

SCHOOL OF ALLIED HEALTH SCIENCES

- The School of Allied Health Sciences offers eighteen different doctoral, masters, baccalaureate, and post baccalaureate health professions degree programs in the rehabilitation sciences; clinical laboratory sciences; speech, language and hearing sciences; and disciplines related to primary care and healthcare management. With a Fall 2011 enrollment of 1281 students on four campuses (Lubbock, Amarillo, Odessa and Midland), it is the largest School of Allied Health Sciences in Texas, and one of the most diverse and fastest growing institutions of its kind in the nation. From our first class of eighteen students in 1983, the School has grown steadily over the past 28 years. The School continues to educate allied health professionals to meet the evolving healthcare needs of all people in West Texas, the state and the nation. The School of Allied Health Sciences remains focused on developing and presenting educational programs of the highest quality in a student-centered learning environment.
- Academic degree programs offered include a Ph.D. degree in Communication Science and Disorders, as well as a Ph.D. in Rehabilitation Sciences; Doctor of Audiology (AuD), Doctor of Science in Physical Therapy (ScD/PT) and Doctor of Physical Therapy (DPT/Transitional DPT); Master of Science degrees in Molecular Pathology, Speech-Language Pathology, and Clinical Practice Management; professional Masters degrees in Athletic Training (MAT), Occupational Therapy (MOT), Physician Assistant Studies (MPAS), and Rehabilitation Counseling (MRC); and Bachelor of Science degrees in Clinical Laboratory Science; Speech, Language and Hearing Sciences; Clinical Services Management; and Health Sciences.
- To increase educational access to allied health professionals who are serving communities throughout rural West Texas and the state, some programs rely extensively on non-traditional formats or distance education technologies. The ScD, PT employs a

unique combination of weekend clinical clusters in communities around the state and nation that are supported by distance education technology, as well as short, intensive periods on campus to offer practicing physical therapists the opportunity to achieve advanced clinical skills and competencies while maintaining their practice. The Transitional DPT (Doctor of Physical Therapy) pathway is an online program designed to provide practicing physical therapists with a Masters degree (MPT) the opportunity to earn a clinical doctorate. The physical therapy profession has recently migrated from an entry level MPT to the DPT. The Transitional DPT allows MPT clinicians to advance their knowledge to a level consistent with the current professional DPT standards. Students can continue their full-time employment while enrolled in the online program, as the clinical setting provides the ideal environment to apply newly-learned information. The M.S. in Clinical Practice Management provides an internet-based opportunity for traditional clinicians and other health professionals to expand their knowledge and skills in clinical practice management without leaving their communities. Similarly, the Master of Rehabilitation Counseling provides an opportunity for vocational rehabilitation counselors of the Texas Rehabilitation Commission, other State agencies and within the private sector to obtain their professional credentials while continuing to serve their clients. The Bachelor of Science in Clinical Laboratory Science program offers a second degree online tract for students who already hold a Bachelor of Science degree. A second online tract is available for students who wish to earn a certificate in clinical laboratory science. Both online tracts qualify students to sit for the national certification in clinical laboratory science through the American Society of Clinical Pathology Board of Certification (BOC). The Bachelor of Science in Clinical Services Management provides a web-based baccalaureate degree for traditional undergraduate students and graduates of community college Associate of Applied Science programs to prepare for career ladder progression, while continuing employment within their communities.

- In addition to its eighteen different degree programs, all of which are accredited for the maximum periods allowable by their respective accrediting bodies, the School operates two Centers that have been approved by the Board of Regents:
 - The **Center for Speech, Language and Hearing Research** within the Department of Speech, Language and Hearing Sciences, seeks to integrate and support cross-disciplinary efforts in research, teaching and patient care that are aimed at increasing understanding and treatment of hearing, speech and/or language disorders across the lifespan.
 - The **Center for Rehabilitation Research** within the Department of Rehabilitation Sciences consists of four clinical research laboratories (Clinical Biomechanics Laboratory, Clinical Postural Control Laboratory, Clinical Musculoskeletal Research Laboratory, and Clinical Anatomy Research Laboratory), and integrates and promotes interdisciplinary research and clinical services in the Rehabilitation Sciences. This center is the research environment for the PhD in Rehabilitation Sciences program.
- Personnel shortages continue in many of the Allied Health Sciences professions. Shortages are most acute in the clinical laboratory sciences, and for speech-language pathologists, audiologists, physician assistants, physical therapists and occupational therapists. Increasing demands for physical therapists and occupational therapists are projected for the foreseeable future to meet

the needs of an aging population. Similarly, the demand for certified and licensed athletic trainers is expected to grow dramatically within our society.

- The School has an active faculty development program to encourage and provide financial support for faculty who participate in doctoral studies. With critical, national shortages of doctorally prepared faculty in the School's disciplines, this "grow your own" approach continues to strengthen the knowledge, skills and abilities of our faculty.
- Departments within the School of Allied Health Sciences include:

Laboratory Sciences and Primary Care

MS, Molecular Pathology
Master of Physician Assistant Studies (MPAS)
BS, Clinical Laboratory Science
BS, Clinical Laboratory Science, Second Degree
Clinical Laboratory Science Post Baccalaureate Certificate

Rehabilitation Sciences

PhD, Rehabilitation Sciences
Doctor of Science (ScD) in Physical Therapy
Doctor of Physical Therapy (DPT)
Transitional Doctor of Physical Therapy Pathway (DPT)
Master of Athletic Training (MAT)
Master of Occupational Therapy (MOT)

Speech, Language and Hearing Sciences

Ph.D., Communication Sciences and Disorders
Doctor of Audiology (AuD)
MS, Speech-Language Pathology
BS, Speech, Language and Hearing Sciences

Clinic Administration and Rehab Counseling

MS, Clinical Practice Management
Master of Rehabilitation Counseling (MRC)
BS, Clinical Services Management

SCHOOL OF PHARMACY

- The TTUHSC School of Pharmacy (SOP) was established in 1993 to offer the degree of Doctor of Pharmacy (Pharm.D). The School began accepting applications and enrolled its first class of 63 students in the fall of 1996. The founding class graduated in May 2000. The SOP has conferred 929 Pharm.D. degrees and 218 residents have completed the Pharmacy Residency program. Seven (7) Masters and 45 Ph.D. students in the Graduate School of Biomedical Sciences have graduated in the Pharmaceutical Sciences Graduate Program.
- The School's vision statement reflects the changing responsibilities of the pharmacist and the role of the educator in that process. The School is learner-centered, collegial in nature, and uses state-of-the-art technology to cultivate practitioners dedicated to providing a high standard of care for their patients. The curriculum is built around a problem-based learning model and provides a stimulating and innovative cooperative educational environment.
- In addition to the traditional Pharm.D. program, the School also provides a Ph.D. program in the basic pharmaceutical sciences and a Graduate Pharmacy Education Program (residency program). Through the residency program, pharmacists gain advance practice skills leading to specialization beyond the entry professional degree.
- The School is committed to providing West Texas and the Dallas/Fort Worth Metroplex with innovative pharmaceutical care. The faculty and residents of the School provide patient care through various contracts with external healthcare institutions including hospitals, community pharmacies, nursing homes, clinics, and the Texas Department of Criminal Justice.
- The School manages two (2) pharmacies. Developed as model teaching pharmaceutical care pharmacies in Texas Tech clinics, these pharmacies emphasize comprehensive pharmaceutical care. The pharmacies are located in Amarillo (Amarillo Pharmaceutical Care Center) and in Lubbock (TTUHSC Pharmacy-main campus).
- In addition to its direct patient care initiatives, the School supports a significant research program. The SOP building in Amarillo houses approximately 14,000 square feet of laboratory space. It also has wet research lab areas in the new Amarillo Research Building (14,500 sq. ft.), the Abilene SOP building (3,000 sq. ft.), and in Dallas at the Southwest Professional Building (1,900 sq. ft.). A new 11,900 sq. ft. research addition is being designed for construction at the SOP Abilene Campus. Funding for the Abilene Research addition is expected to be 100% funded through Abilene area sponsors and development. SOP's Research focus includes research targeted at drug delivery, drug metabolism, drug formulation, blood brain barrier, cancer, cardiovascular pharmacology, immunology, molecular biology, pharmaceuticals, pharmacokinetics/pharmacodynamics, and pharmacoconomics. The School has received significant research grants and contracts. For FY 2011, (9/1/10-8/31/11), ongoing research is supported by over \$3.2 million in extramural funding which includes 20 NIH grants. Overall research expenditures during the same period from all sources were over \$8.1 million. The annual Marsh Lectureship brings world renowned research experts in neuroscience

and addiction to visit the School and to give lectures at the TTUHSC Amarillo campus. Research Days, also held annually, is an event which recognizes the research endeavors of faculty and students over the course of the previous year and fosters future collaborations on new projects.

- The School has four research centers - Vascular Drug Research, Pediatric Pharmacology Research and Development, Cancer Biology, and Immunotherapeutics.
- The School manages and operates the Texas Panhandle Poison Center (TPPC). The TPPC serves 71 counties that cover the Amarillo, Lubbock, Wichita Falls and Abilene health marketing areas. For FY 2011, the total call volume for the TPPC was 26,087 calls received from throughout their coverage area.
- The School's Dallas/Fort Worth campus is located at the Dallas Medical Center with a second building at the North Texas Veterans Affairs Medical Center, for a total of 18,000 sq. ft. in the two facilities. An additional 4,100 sq. ft. will be leased at the Dallas Medical Center during the summer of 2012 to accommodate another 36 P3 students and P4 students. The locations of each facility – the Dallas Medical Center campus being located near the University of Texas Southwestern Medical Center, Parkland Memorial Hospital, and Dallas Children's Medical Center, and the second building being located adjacent to the VA's clinic building - have proven to be an exceptional affiliation for the Pharm.D. and residency programs.
- Due to the generous support of the Abilene Community Partners, the School opened a new campus in Abilene in Fall 2007. The campus, made possible from a \$15.6M gift to the University, includes all four (4) years of the program. There are 26 FTE faculty members, 11 staff members, and four (4) residents in Abilene to serve 160 students annually.
- The new 23,000 sq. ft. SOP Academic Building located in Amarillo officially opened in November 2009 with occupancy of the building also occurring in that same month. The facility currently contains two new classrooms, consolidated Student Services offices, and a state-of-the-art clinical simulation training and assessment center.

CORRECTIONAL MANAGED HEALTH CARE (CMHC)

During the 1993 Legislative session, the Texas Legislature established a Correctional Managed Health Care Advisory Committee (CMHCAC) and charged it with developing a managed health care delivery system to provide health care to Texas Department of Criminal Justice (TDCJ) offenders. The Committee established a contract with TTUHSC to provide health care for the TDCJ facilities in the western part of the state. Of the approximately 152,000 offenders housed in TDCJ facilities, the western sector has approximately 32,000 beds in 31 facilities at 18 sites. Included is a 550-bed psychiatric hospital located in Lubbock, which opened in July 1995. A regional medical/surgical prison facility, adjacent to the psychiatric hospital, opened September 1996 with medical/surgical care provided

by the TTUHSC School of Medicine. This facility was expanded by 44 beds in 2006, yielding a total of 88 medical/surgical and emergent care beds. TTUHSC is responsible for providing ambulatory care at the TDCJ facilities, developing Preferred Provider Networks, providing long term care, and operating a telemedicine program. In addition, TTUHSC is responsible for contracting with local community hospitals and staffing new facilities. All facilities are accredited by the American Correctional Association.

Psychiatry support for TDCJ was moved to TTUHSC on January 1, 1996, with TTUHSC providing the mental health care in West Texas. In addition, TTUHSC has the only Program for the Aggressively Mentally Ill Offender (PAMIO) in the state. This program has received national recognition for the innovative approaches to these challenging patients. Pharmacy services for the TDCJ contract are provided through a central contract managed in cooperation with the TTUHSC School of Pharmacy in Amarillo.

During the 1999 Legislative Session, the Committee was renamed the Correctional Managed Health Care Committee (CMHCC), and in 2011, funding shortfalls resulted in the legislative decision for TTUHSC CMHC to contract directly with TDCJ for offender health care services. Although CMHC continues to operate all of its prison health clinics, reduced funding has necessitated reduced hours and staff at several facilities.

The role of the correctional telemedicine program is to provide specialty consults for the TDCJ offenders by connecting correctional facility clinics with medical school and Montford Complex consultants in Lubbock. It reduces backlog in needed specialty clinics and initiates a referral pattern to the TTUHSC specialists. The telemedicine program has also been a public safety tool by reducing the need to transport offenders from prisons to receive specialty care. The correctional telemedicine system is located in 15 of the 31 TDCJ prison units served by TTUHSC. With deployment of telemedicine in the larger facilities and at sites with multiple prison units, 92% of the offenders served by TTUHSC have telemedicine access.

CMHC staff uses a “state-of-the-art” electronic medical record (EMR) system, customized for correctional use. This EMR design supports discrete data capture at the point of care, accommodates complex consultations, provides all users with an offender’s medical history, and facilitates a long-sought need for connectivity and standardization. CMHC also uses a pharmacy interface called Pharmacy Replacement System (PRS) that includes electronic physician order entry. The PRS/EMR interface transfers medication ordering information, in real time, from any location to the centralized state pharmacy such that medication orders are delivered within 24 hours.

F. MARIE HALL INSTITUTE FOR RURAL AND COMMUNITY HEALTH

VISION: The F. Marie Hall Institute for Rural and Community Health will be nationally recognized and respected for excellence.

MISSION: The F. Marie Hall Institute for Rural and Community Health exists to work in collaboration with the people of West Texas for the advancement of health through imaginative and scholarly research, innovative use of technology, comprehensive education and outreach.

The F. Marie Hall Institute for Rural and Community Health at the Texas Tech University Health Sciences Center was established in February 2006 with a generous donation from Ms. Hall to expand the impact of the Texas Tech University Health Sciences Center in addressing the needs of the region and developing solutions that affect rural health beyond the bounds of West Texas. The F. Marie Hall Institute for Rural and Community Health is a multidisciplinary group of professionals that are the focal point of key programs in four major areas:

West Texas Area Health Education Center program and its five regional offices serve as the Health Sciences Center's outreach arm to engage communities in assessing their healthcare needs and to coordinate the pipeline of the healthcare workforce for the region. The West Texas AHEC facilitates a comprehensive longitudinal pipeline of activities to support future healthcare workforce development as well as existing rural health providers in the western half of the state. The core programmatic areas and FY 2011 highlights are:

- Create a pipeline for healthcare workforce development - inform, encourage and prepare rural and underserved youth to pursue health professions education.
 - Reach over 56,000 K-16 students
 - Released the 5th edition of Texas H.O.T. Jobs materials, the only comprehensive resource about health care opportunities for career seekers in the state (www.texashotjobs.org)
- Expand and maximize community-based clinical training resources, which is critical to meeting current and future needs of the state. Community-based clinical training provides real, direct benefit to training programs, to local communities, and to students themselves.
 - Placed students in 436 rotations in medicine, nursing and other primary care fields, providing over 86,000 clinical hours of training.
 - Produces a total economic impact in rural West Texas of over eleven million dollars.
- Facilitate community health education to assist communities in addressing priority health needs, in addition to partnering with communities to assess local health needs and to develop plans to address those needs.
 - 7,135 health professionals received continuing education in or near their communities
 - Facilitated 25 community health assessments within the local West Texas area

Rural Health Research Group, and its core program Project FRONTIER, focuses on topics of study in aging and dementia, cardiovascular diseases, diabetes, obesity, smoking and alcohol, along with how each of these factors has a differential impact based on gender and ethnicity, as well as geographic location.

- Project FRONTIER: (**F**acing **R**ural **O**bstacles to healthcare **N**ow **T**hrough **I**ntervention, **E**ducation & **R**esearch)
 - Project FRONTIER is a longitudinal aging study in rural West Texas which focuses on cognition, depression, cardiovascular health, and environmental exposures.

- Over 700 participants enrolled into study currently (45% Mexican American)
- Current infrastructure will allow evaluations for 600 individuals per year, which will include new and follow-up evaluations.
- Texas Alzheimer's Research Consortium (TARC):
 - The Texas Alzheimer's Research Consortium (TARC) is a state-wide longitudinal study of the origins, progression, detection, and treatment of Alzheimer's disease.
 - TTUHSC site is now the largest TARC site with over 400 participants evaluated annually (50% Mexican American)
- Environmental Protection Agency Grant (EPA)
 - To create and validate the Cumulative Environmental Exposure Index (CEEI) for arsenic (CEEI-As) as a novel public health indicator (EPHI).
- Research Training Platform:
 - The Research Group provides research training opportunities at all levels. We have provided research collaborative and mentorship opportunities to faculty, residents, fellows as well as students. Over 5,000 hours of graduate training and 5,000 hours of undergraduate (including high school student training) has been provided with the hopes of fostering the next generation of scientists studying health to health issues faced by West Texas residents.

Telemedicine electronically transports primary and specialty medical care into the remote areas of West Texas. People who live hours from advanced medical care, or even basic medical services, can directly access high-quality medical expertise without leaving their communities.

- Correctional Telemedicine - Serves 15 correctional units throughout West Texas that have telemedicine capabilities and provides health care access to over 10 different specialties.
- Community Telemedicine - The program serves 13 different community sites and provides services regularly, including, but not limited to, dermatology, urology, orthopedics, general pediatrics, pediatric and adult endocrinology, pediatric pulmonology, pediatric cardiology, adult neurology, genetics, nephrology and mental health services.
- Telemedicine Burn Program - In 2001, TTUHSC established the Telemedicine Burn Clinic program with TTUHSC El Paso, Department of Surgery. The Telemedicine Burn Clinic allows patients from El Paso and Southeastern New Mexico access for their follow-up care without the need to travel hours to Lubbock. There are plans underway for expansion to the TTUHSC Amarillo campus.

West Texas Health Information Technology Regional Extension Center assists primary care providers across West Texas with adopting and achieving meaningful use with electronic health records (EHR). The deployment of EHR technology will result in advanced population health outcomes through more efficiently coordinated patient care as well as improvements in patient safety and more effective

health management of chronic diseases. The use of this technology can “shrink the distances” between healthcare providers in West Texas and help healthcare services become more seamless.

These programs integrate services to bring innovative solutions to the broad spectrum of health-related challenges across West Texas by synthesizing the needs of the region and by creating both technological and hands-on face-to-face opportunities to connect education, research and delivery of patient care to meet the local needs of communities, while at the same time training the future health and research professionals who will serve not only West Texas, but the world.

INFORMATION TECHNOLOGY

TTUHSC uses a wide range of information systems technologies to support its academic, clinical, research and service missions. The services provided by the Information Technology (IT) Division have enabled the institution to establish an integrated network that connects TTUHSC’s campuses and clinics together as a system, and extends the institution’s outreach to communities in need. The Division is comprised of the Office of the Chief Information Officer (CIO), Technology Services, Information Services, TechLink, Health.edu, and Security and Infrastructure Assurance. The Technology Services and Information Services departments provide the institution with technology enabled services in the areas of PC support, server administration, data center operations, networking, programming support, data management, systems management, video conferencing, and scheduling of technology resources. The scope of services includes:

- ▶ Providing and supporting an ATM-wide area data network that supports all campuses and outlying clinics;
- ▶ Providing and supporting a high-speed ATM or Gigabit Ethernet network infrastructure at all campus locations;
- ▶ Providing institutional support for over 10,500 computers across all campuses through telephone support and actual hands-on repair and replacement of both hardware and software;
- ▶ Providing access to computer-based training on software programs and other technologies for students, faculty and staff;
- ▶ Providing and supporting institutional data file storage, printing services, and e-mail services;
- ▶ Providing essential backup services of institutional data;
- ▶ Hosting (physical and virtual) and providing support, maintenance and backup of departmental servers;
- ▶ Providing the institution with electronic security protection from outside intrusions and computer virus attacks;
- ▶ Providing appropriate project management guidelines for all institutional information resource projects;
- ▶ Providing and supporting Internet connectivity, including wired and wireless network connectivity on-site at each campus, and remote Virtual Private Networking (VPN);
- ▶ Providing, designing and supporting web and other application development for academic and clinical information;
- ▶ Providing video conferencing networks and services for distance learning, telemedicine and other institutional applications; and

- ▶ Providing and operating a multi-campus resource reservation system for the management and scheduling of multiple-use video teleconferencing facilities.
- **Digital Network**

The existing digital network infrastructure consists of a 2 to 4 Gigabit Ethernet campus LAN environment with core speeds of 10 gigabits (10,000 megabits per second), and WAN connectivity of ATM OC-3 (155 megabits per second) or Gigaman (1,000 megabits per second) to each regional campus. The core infrastructure equipment that supports the primary institutional servers operates at 10 Gigabit transmission speeds. Network connectivity for faculty, staff and students is available at 10/100/1,000 megabits to the desktop. Network connectivity for faculty, staff and students is available at 10/100/1,000 megabits to the desktop. Data connectivity is provided for students in TTUHSC's labs, classrooms, study areas, student center and libraries. Faculty, staff and students also have secure wireless access to network resources throughout all campuses. Access to information resources exists through Texas Tech University's access to Internet 2. Additional collaboration with the general academic university is available through shared Student Information and Administrative Systems. Some of the shared administration systems include financial accounting, personnel and payroll systems. Search engines for each campus cover information on web pages for both TTU and TTUHSC.
- **Information Systems**

The Information Technology Division provides file services, web-based reference material, interactive video teleconferencing for distance learning and telemedicine (TechLink and Healthcare Services network), discussion forums, and electronic mail – all used by the Schools to support their educational programs. Application and web programming support, as well as data management services are also provided to support academic, clinical and research efforts. An automated resource reservation tool optimizes the scheduling of video teleconferencing resources to support the delivery of educational programs and healthcare services. Students also use network file servers and other services (i.e., student web server, SharePoint, etc.) to store and access peer tutoring and other educational materials compiled by students. Education is supported and enhanced through the institutional learning management system. Education is further supported through Internet availability for library resources, web-based materials, e-mail, and other information technology resources required for enhancing the educational experience. These web-based services are provided so educational material can be made available for student use. Web-based services are also used to distribute general announcements or information to faculty, staff and students. All faculty and students are assigned e-mail addresses so that faculty-to-student, student-to-faculty, and student-to-student communication is supported. Additionally, online training is provided 24/7 for faculty, students and staff, with over 300 IT, personal enrichment, and professional develop courses.
- **Educational Support: TechLink**

The TechLink network connects 42 distance learning classrooms and 34 conference rooms on all campuses. Using state-of-the-art compressed high definition digital video and audio technology, the network provides live, interactive video teleconferencing

capability among all campuses for research, administrative, teaching, and other educational support activities. Carrying over 21,400 event hours in FY 2011, the network:

- Maximizes the outreach and impact of limited faculty resources;
- Provides quality undergraduate and graduate courses to students on all campuses;
- Facilitates curriculum consistency and continuity; and
- Reduces faculty and student travel among the campuses.

The network also features a video teleconferencing portal for connecting TTUHSC classrooms and conference rooms on the TechLink network to those of other institutions such as medical centers and universities. This enables TTUHSC faculty, staff and students to collaborate with colleagues at other locations on a wide variety of academic, business and healthcare matters, reducing the need for frequent travel.

- **Healthcare Services**

The Healthcare Services network utilizes compressed digital video and audio transmitted via terrestrial circuits to provide Texans with direct patient care and information. The Healthcare Services network includes more than 30 campuses, rural and correctional sites. These facilities support telemedicine activities through live, interactive video consultations between medical specialists at all campuses of TTUHSC, in addition to Primary Care Physicians, Physician Assistants, Nurse Practitioners and their patients in West Texas and the State's correctional facilities. The network facilitates full motion picture quality video interactions among all parties and the transmission of critical patient information including electronic medical records, diagnostic data and images. A video teleconferencing portal is available to the Healthcare Services network, enabling healthcare providers in West Texas to enhance their services by consulting with colleagues at medical facilities outside the TTUHSC system on a variety of healthcare and related matters. The practice of medicine through telecommunications technologies has increased access to quality healthcare in State correctional facilities and underserved rural communities. The availability of telemedicine and related services plays a vital role in enabling the rural community infrastructure to remain viable and healthy.

- **Health.edu**

Health.edu is a multi-format continuing education and in-service training provider. Health.edu is supported by a comprehensive online learning management system, and is used to extend the resources of healthcare facilities and professionals working in diverse healthcare areas. Over 220 hours of new continuing education and training programs are delivered to healthcare professionals and hospital staff annually in a variety of media formats. Continuing education programs are delivered via Health.edu to physicians, nurses, allied health professionals, and facility staff at more than 200 hospitals and clinics in all regions of Texas, including 79 Critical Access Hospitals. The services are provided at no cost to these essential community resources under a partnership developed with the Office of Rural and Community Health. In addition to the facilities in Texas, Health.edu provides education services to over 400 hospitals, civilian and military, throughout the United States. Extended accreditation periods and multiple cross-accreditation programming have increased the approved hours for healthcare professional disciplines to over 670 hours per

year. Expanded programming, such as safety and patient and community education, has significantly added quality and value to the services offered to all healthcare staff and their community. Health.edu issues more than 900,000 contact hours and awards over 785,000 CE certificates per year. The use of Health.edu has reduced professional isolation and has enabled rural practitioners to assimilate expert developments in their respective fields and to maximize the time they can devote to direct patient care.

- **Security and Infrastructure Assurance**

The technology infrastructure and systems require a high level of security to protect sensitive and confidential information. The Information Technology Division ensures that security measures and best practices are followed to provide maximum protection for critical and confidential information. Training, software, hardware, and staff support provide the critical components necessary for the security of institutional information assets. Risk assessments of information assets are also facilitated by this group, providing a formal analysis of the security and compliance status for key assets throughout the institution.

- **Information Technology Project Management Office**

Policies and procedures for managing information resource projects at Texas institutions of higher education must conform to the Texas Administrative Code (TAC), Title 1, Part 10, Chapter 216. At TTUHSC, the Information Technology Project Management Office (ITPMO) has established a TAC compliant process based on the Texas Project Delivery Framework and other widely accepted methodologies, including the Project Management Body of Knowledge (PMBOK), a global standard. Within this process, a governance group assigns each project to one of four levels based on complexity and risk, establishing the degree of formal project management procedures to be applied. From the information, project priority is determined and the necessary IT resources are assigned. The ITPMO monitors each phase of project implementation, reporting progress, issues and trends to the CIO, and ensuring compliance with applicable project management practices. Project management policies and procedures are reviewed at least annually, ensuring continuous process improvement and verifying compliance with institutional, state and federal legislation and mandates.

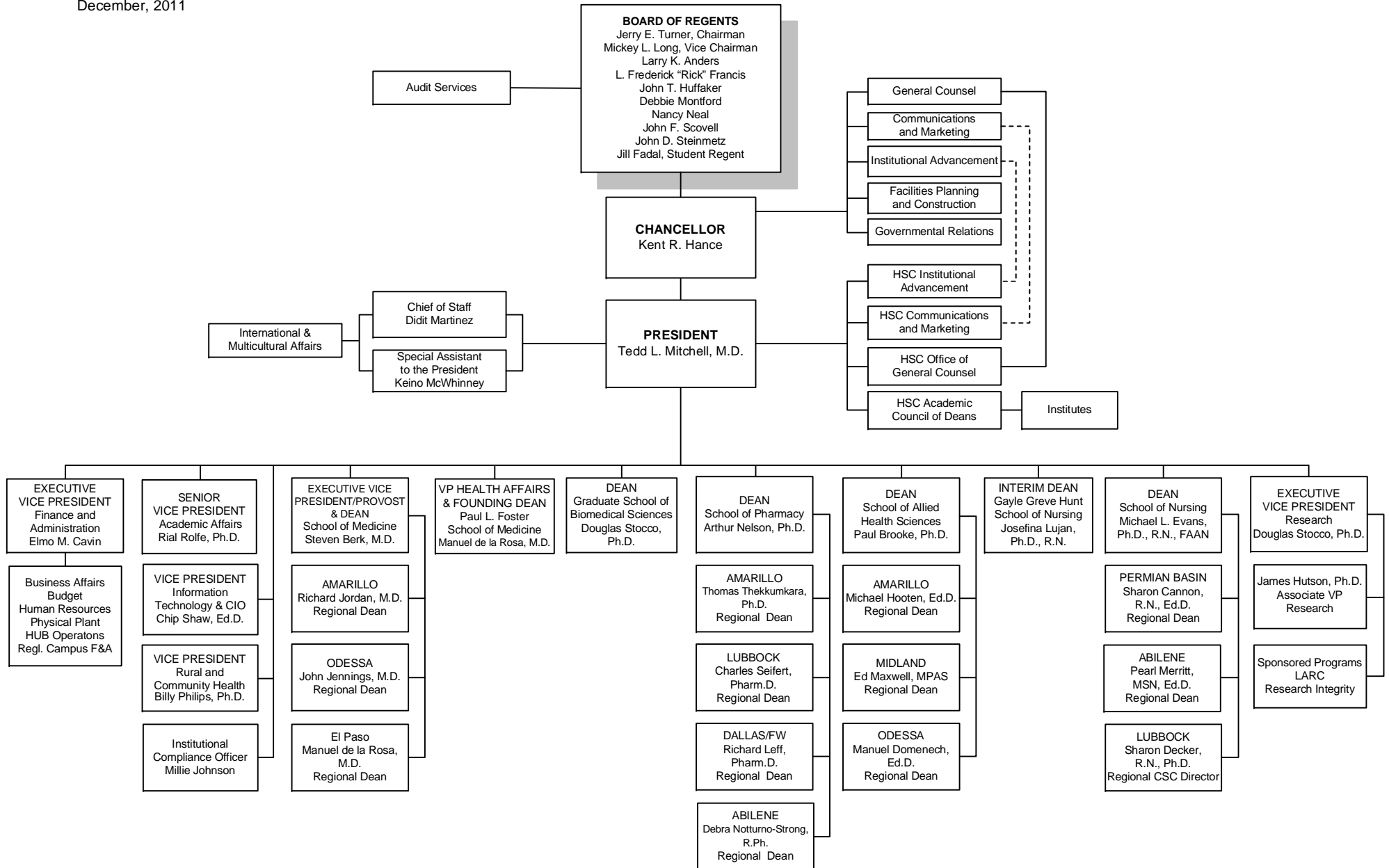
LIBRARIES OF THE HEALTH SCIENCES

The Libraries of the Health Sciences, founded in 1971, exist to meet the curricular, research and patient care information needs of the students, faculty and staff of TTUHSC at the Lubbock, Amarillo, El Paso and Odessa campuses. By extension, the libraries also exist to meet the information needs of the larger biomedical and health care community of the 108-county West Texas service area of TTUHSC. The libraries, one at each of four campuses (plus a second at El Paso), are staffed by 21 professional librarians, two administrative staff, and 27 support staff. Professional librarians hold academic appointments in the School of Medicine's Health Communications Department and teach a variety of information management and computer courses to students of all degree programs within TTUHSC. The libraries are fully computerized and share a common online catalog, as well as a variety of electronic databases. TTUHSC library users currently have access to 25,645 electronic journals, 48,437 electronic books, and 599 electronic databases. Through a proxy server, users may access this material from off-site locations as well. All TTUHSC libraries have an electronic virtual reference librarian system to assist in the delivery of

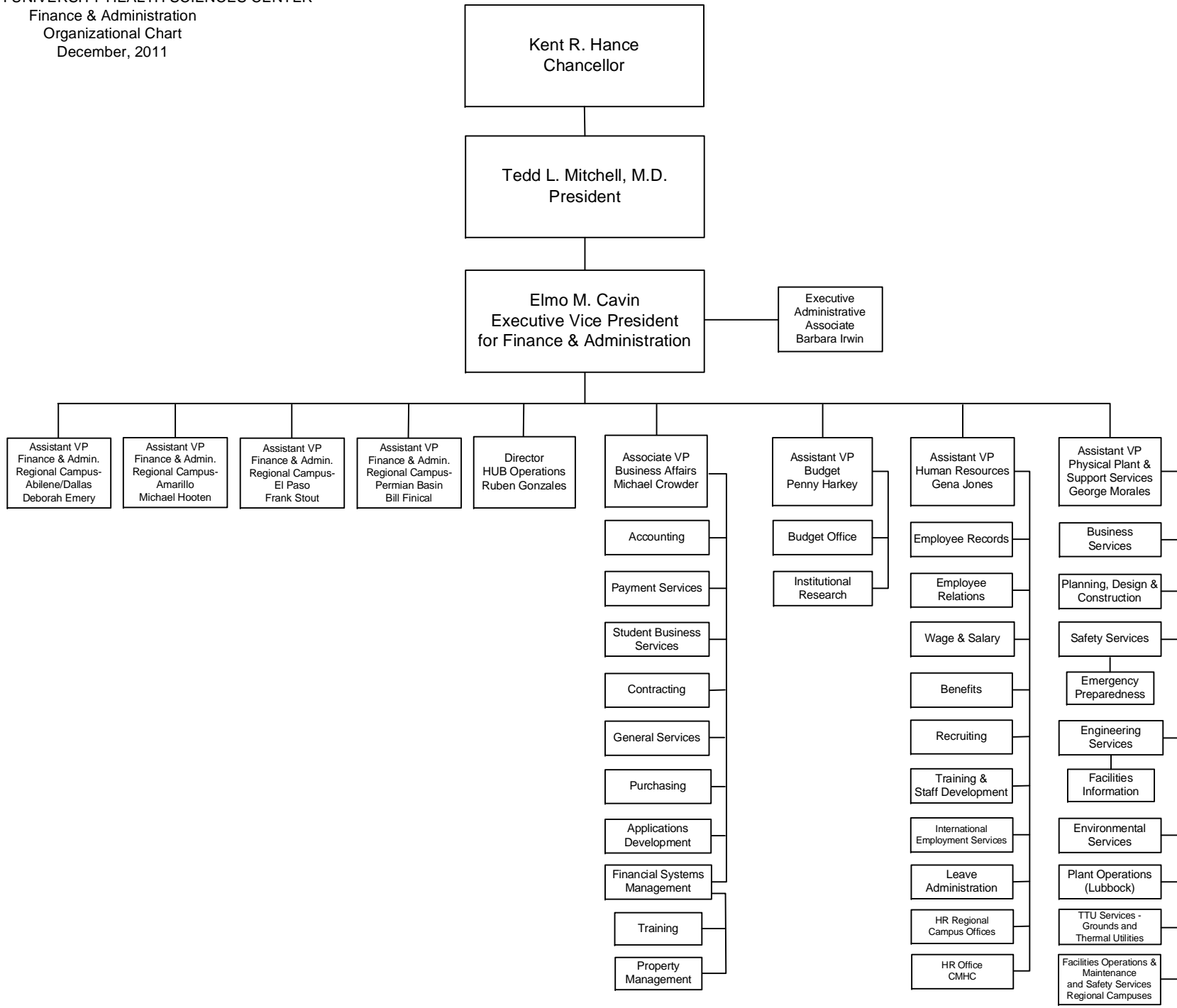
services to distance education students. The libraries currently have over 25 external contracts and service agreements in place throughout the urban and rural areas of West Texas, in order to provide biomedical information support to unaffiliated health care-related entities. In the fall of 1997, the three remote campus libraries at Amarillo, Odessa and El Paso added a significant number of hours of operation (nights and weekends) to expand opportunities for service to users. The Lubbock library hours are currently 105 per week, while the mean average of hours of operation for the 125 medical school libraries in the U.S. and Canada is 98. In the summer of 1998, the Lubbock library (Preston Smith Library of the Health Sciences) moved to a new 50,000 sq. ft. facility. It features 31 group study rooms for use by students, a 64-workstation computer lab, and adequate space to consolidate all library collections in one location. The library is equipped with 14 additional public access computers as well. The need for remote storage of resource material was thereby eliminated. In the summer of 2008, the El Paso Library was named the Delia Montes-Gallo Library of the Health Sciences, and in the fall of 2008, that library opened a new 6,000 sq. ft. additional library on the new El Paso campus. In 2006, as a result of local community involvement and fundraising activity, the Permian Basin/Odessa campus library added a 16-station computer laboratory within its existing space. In 2010, the number of answered reference questions at the libraries was 23,133, while the mean average of answered questions for the 125 medical school libraries in the U.S. and Canada is only 11,346. During the most recent SACS (Southern Association of Colleges and Schools) accreditation visit, the TTUHSC libraries were commended by SACS for their services to students on campus and at distance. Two years ago, the libraries were also commended by LCME (Liaison Committee on Medical Education). In terms of collections, the TTUHSC libraries have more physical volumes than any other medical school in Texas. In 2009-2010, total expenditures on personnel, collections, and recurring capital were \$5,566,947, while the national mean was \$1,000,512.

ORGANIZATIONAL CHARTS

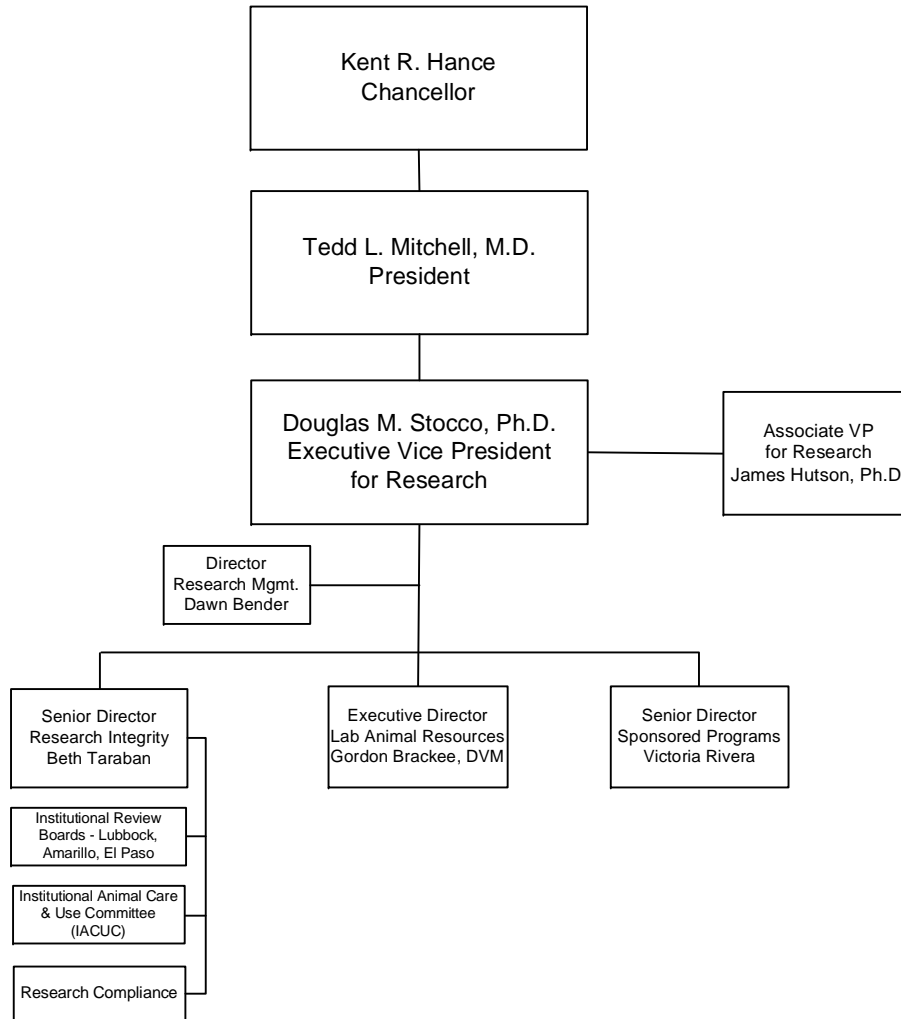
TEXAS TECH UNIVERSITY
 HEALTH SCIENCES CENTER
 Organizational Chart
 December, 2011



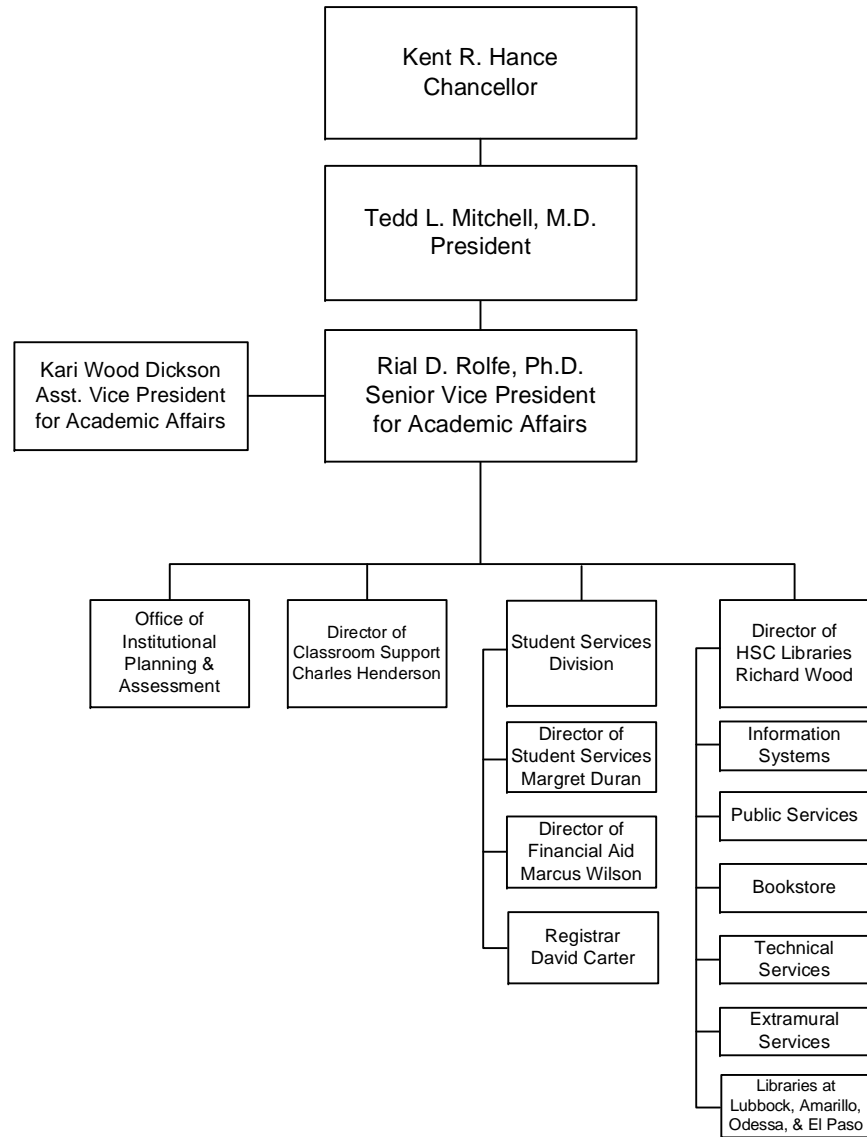
TEXAS TECH UNIVERSITY HEALTH SCIENCES CENTER
 Finance & Administration
 Organizational Chart
 December, 2011



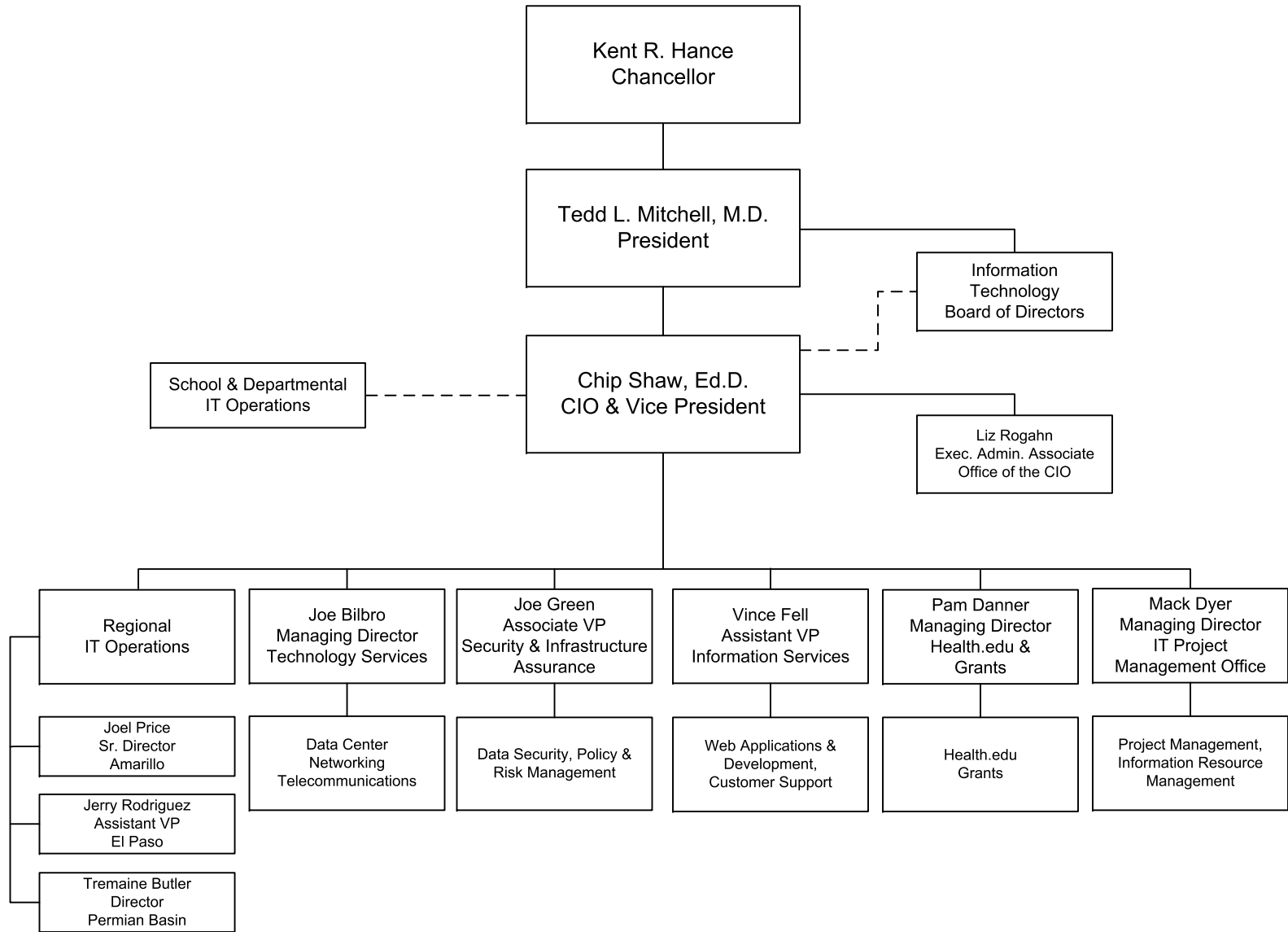
TEXAS TECH UNIVERSITY HEALTH SCIENCES CENTER
Research
Organizational Chart
December, 2011



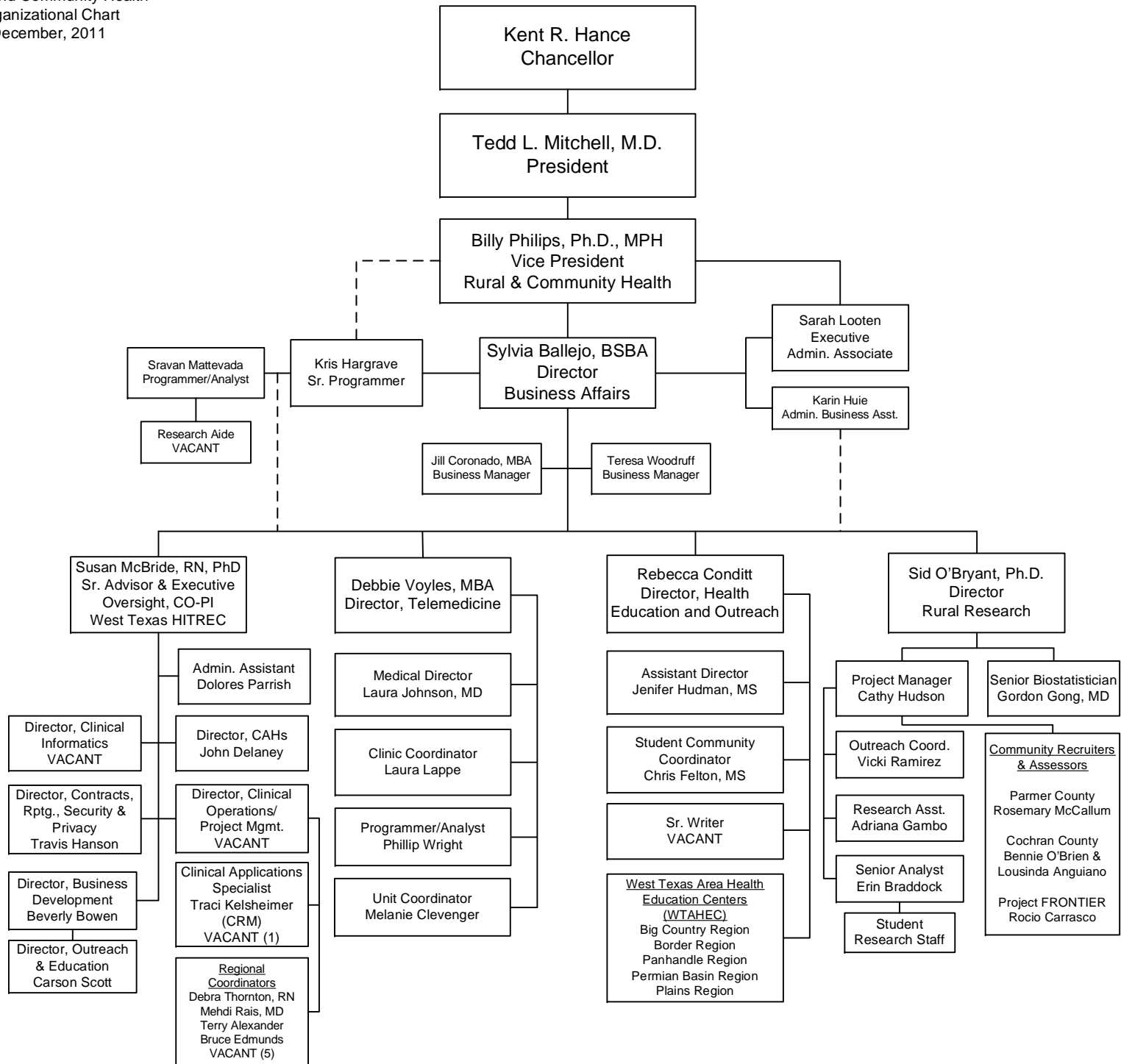
TEXAS TECH UNIVERSITY HEALTH SCIENCES CENTER
Academic Affairs
Organizational Chart
December, 2011

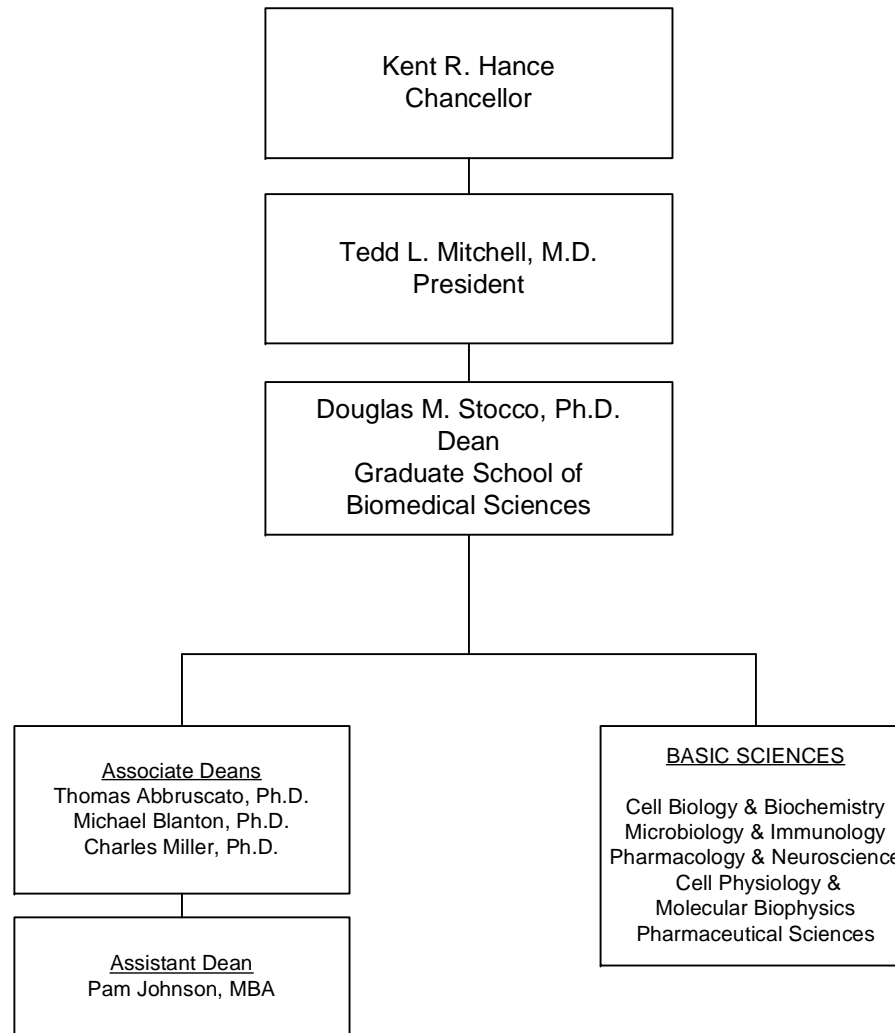


TEXAS TECH UNIVERSITY HEALTH SCIENCES CENTER
 Information Technology
 Organizational Chart
 December, 2011

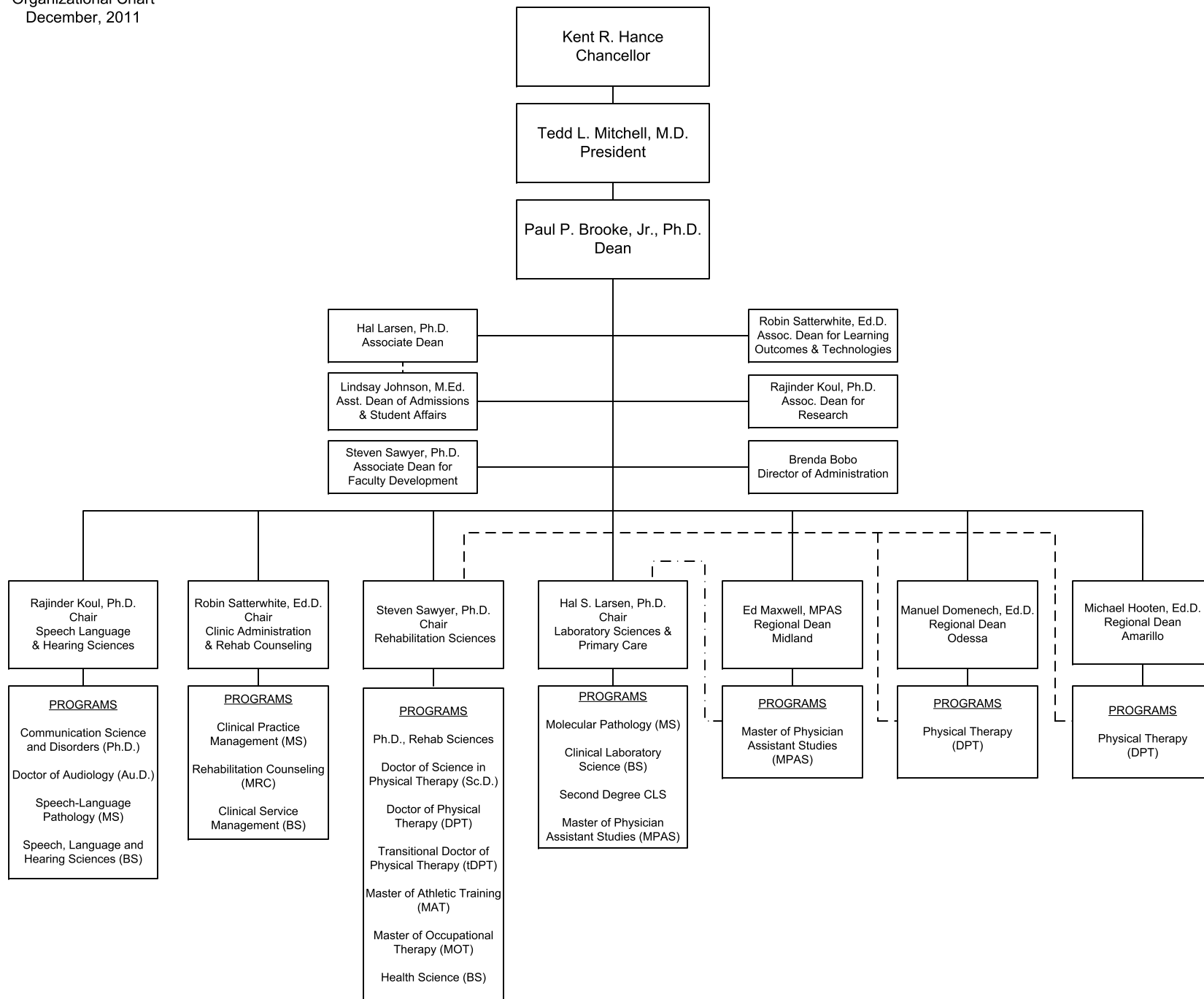


TEXAS TECH UNIVERSITY HEALTH SCIENCES CENTER
 Rural and Community Health
 Organizational Chart
 December, 2011

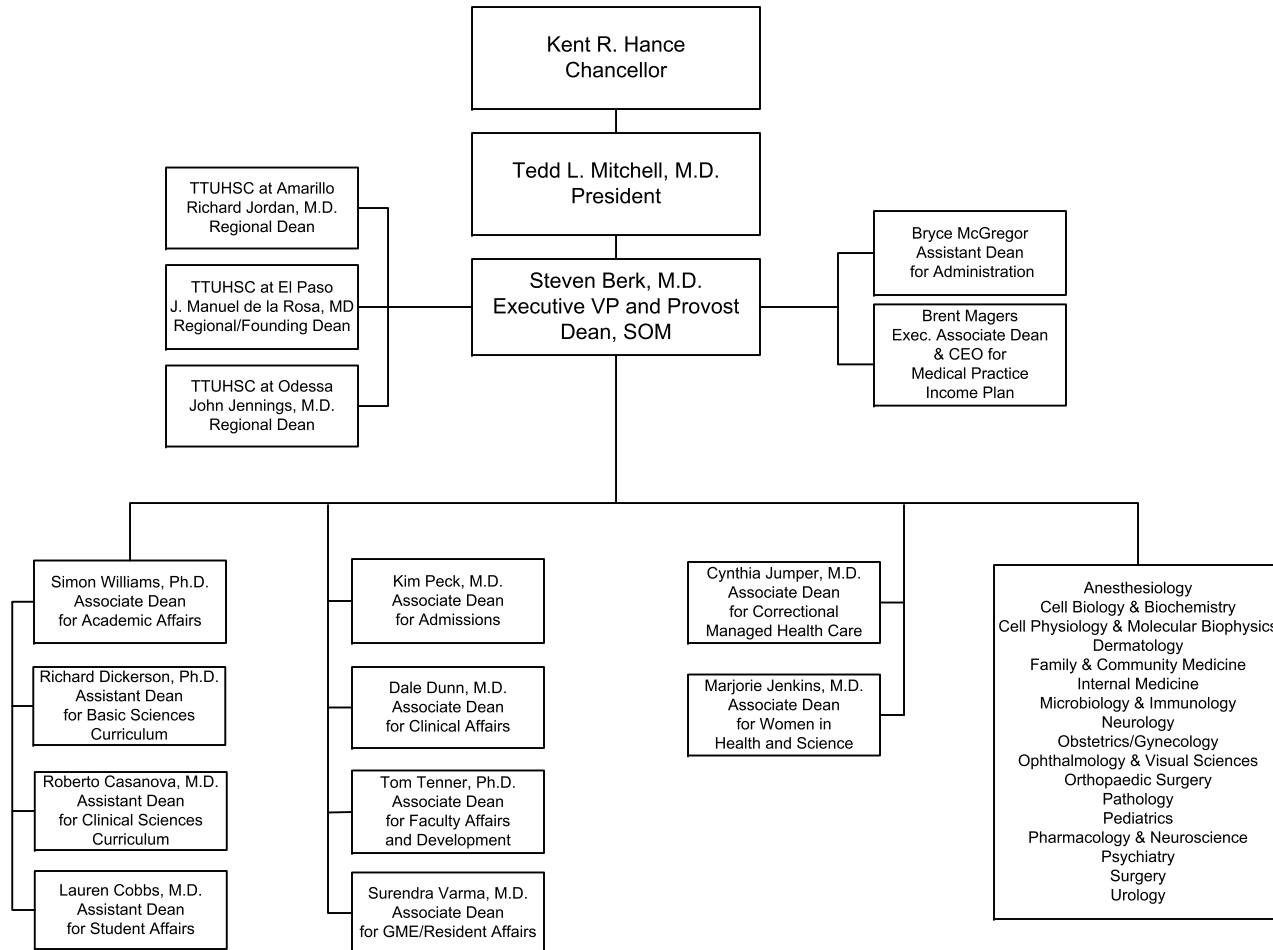




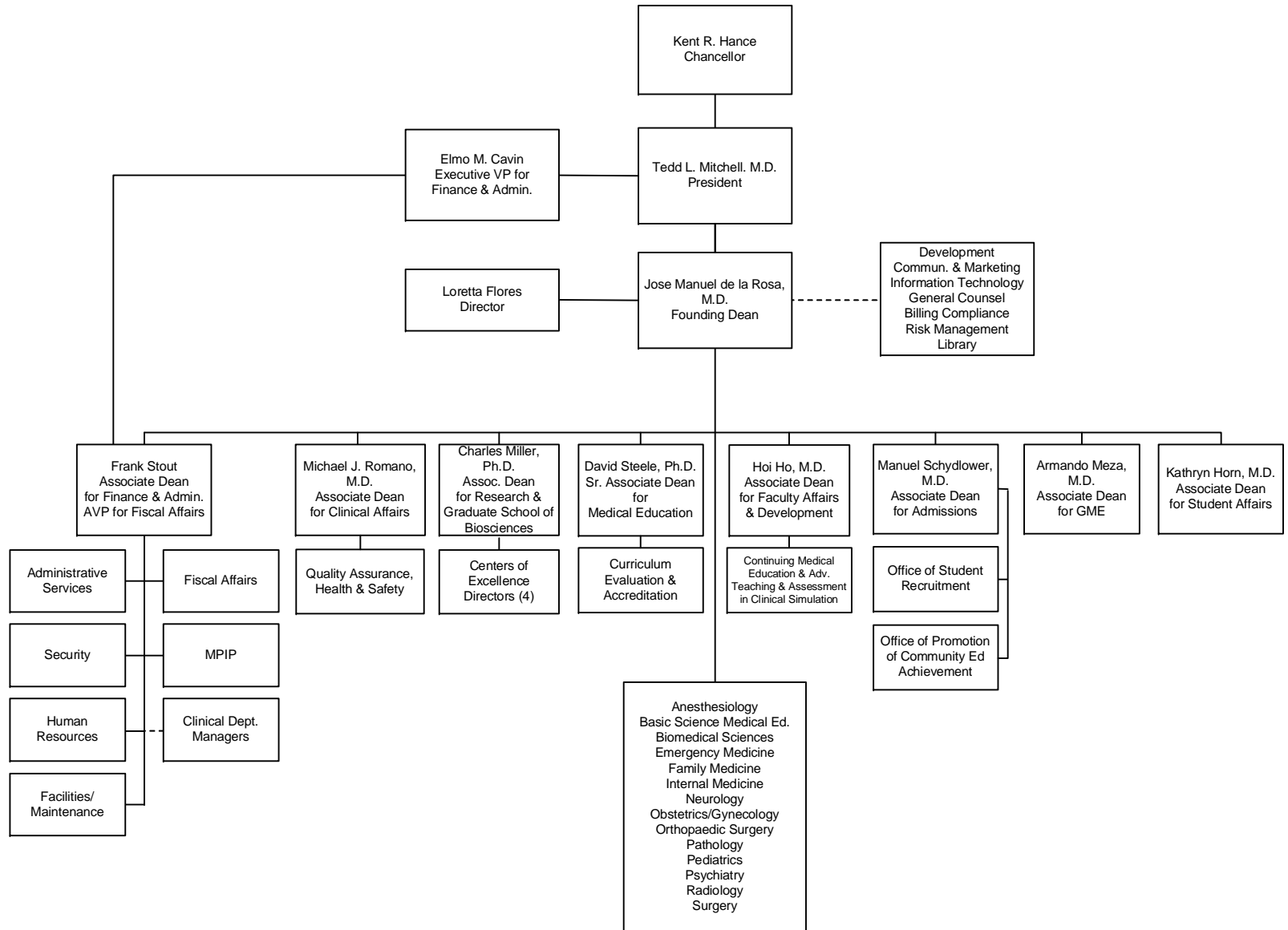
TEXAS TECH UNIVERSITY HEALTH SCIENCES CENTER
 School of Allied Health Sciences
 Organizational Chart
 December, 2011



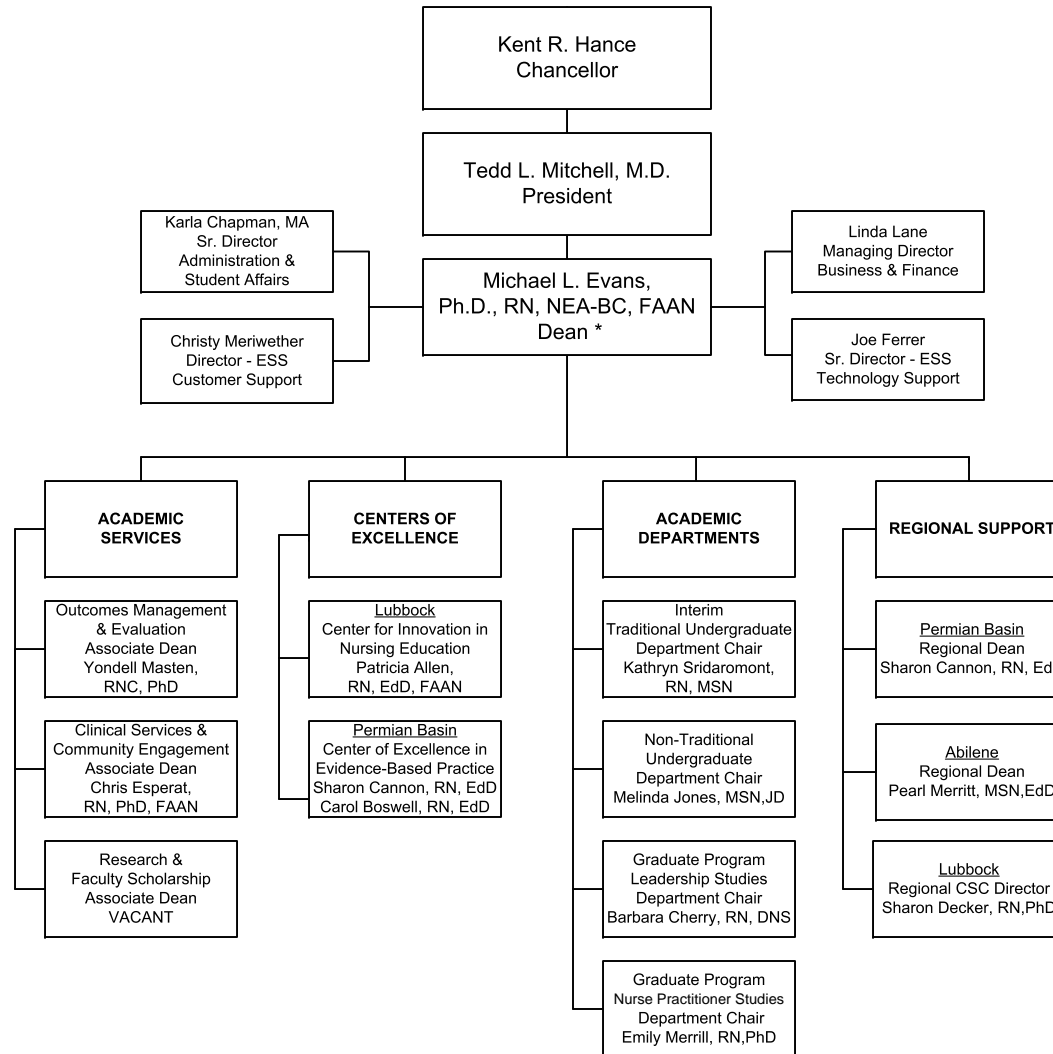
TEXAS TECH UNIVERSITY HEALTH SCIENCES CENTER
 School of Medicine
 Organizational Chart
 December, 2011



TEXAS TECH UNIVERSITY HEALTH SCIENCES CENTER
 Paul L. Foster School of Medicine
 Organizational Chart
 December, 2011

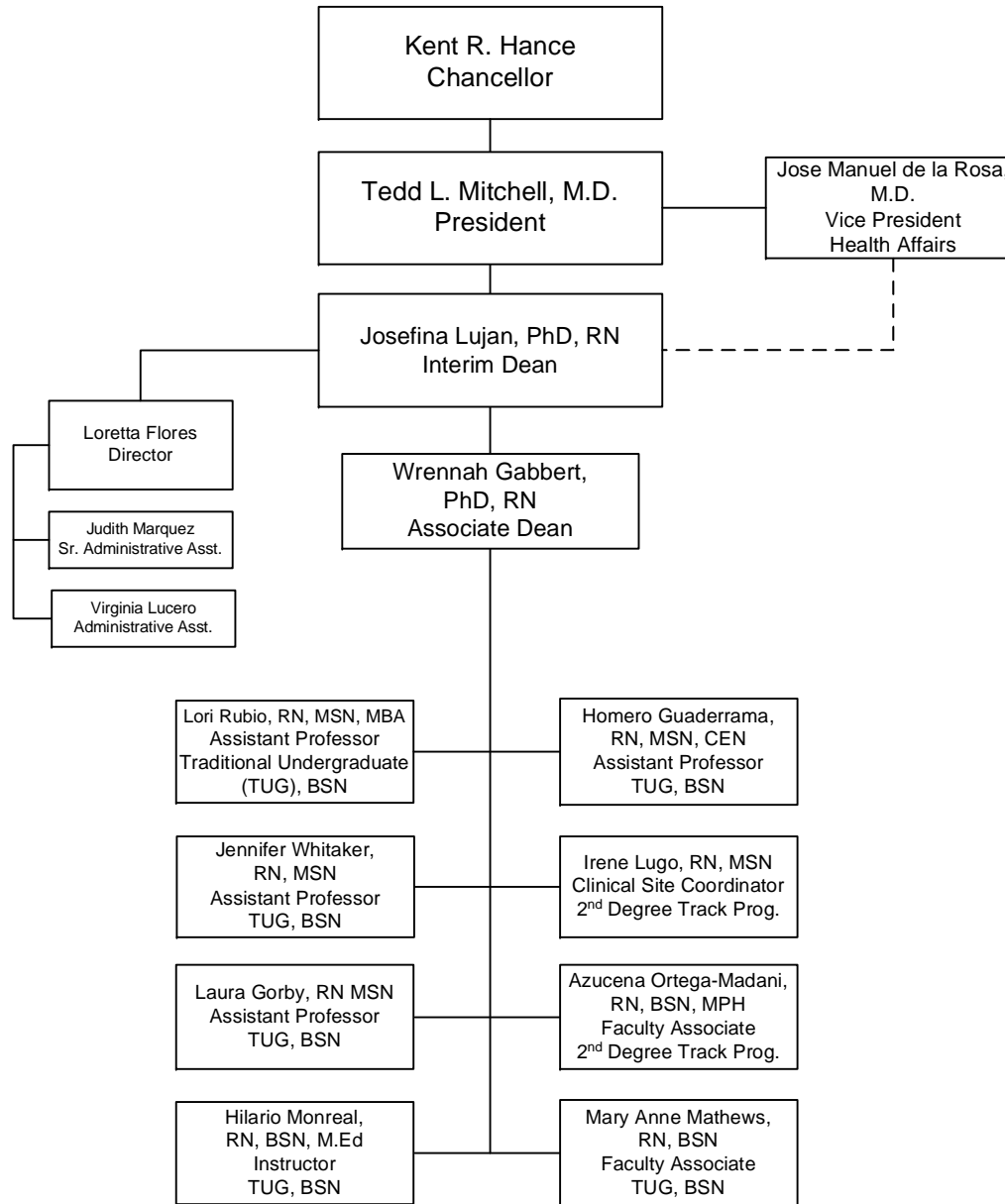


TEXAS TECH UNIVERSITY HEALTH SCIENCES CENTER
 School of Nursing
 Organizational Chart
 December, 2011

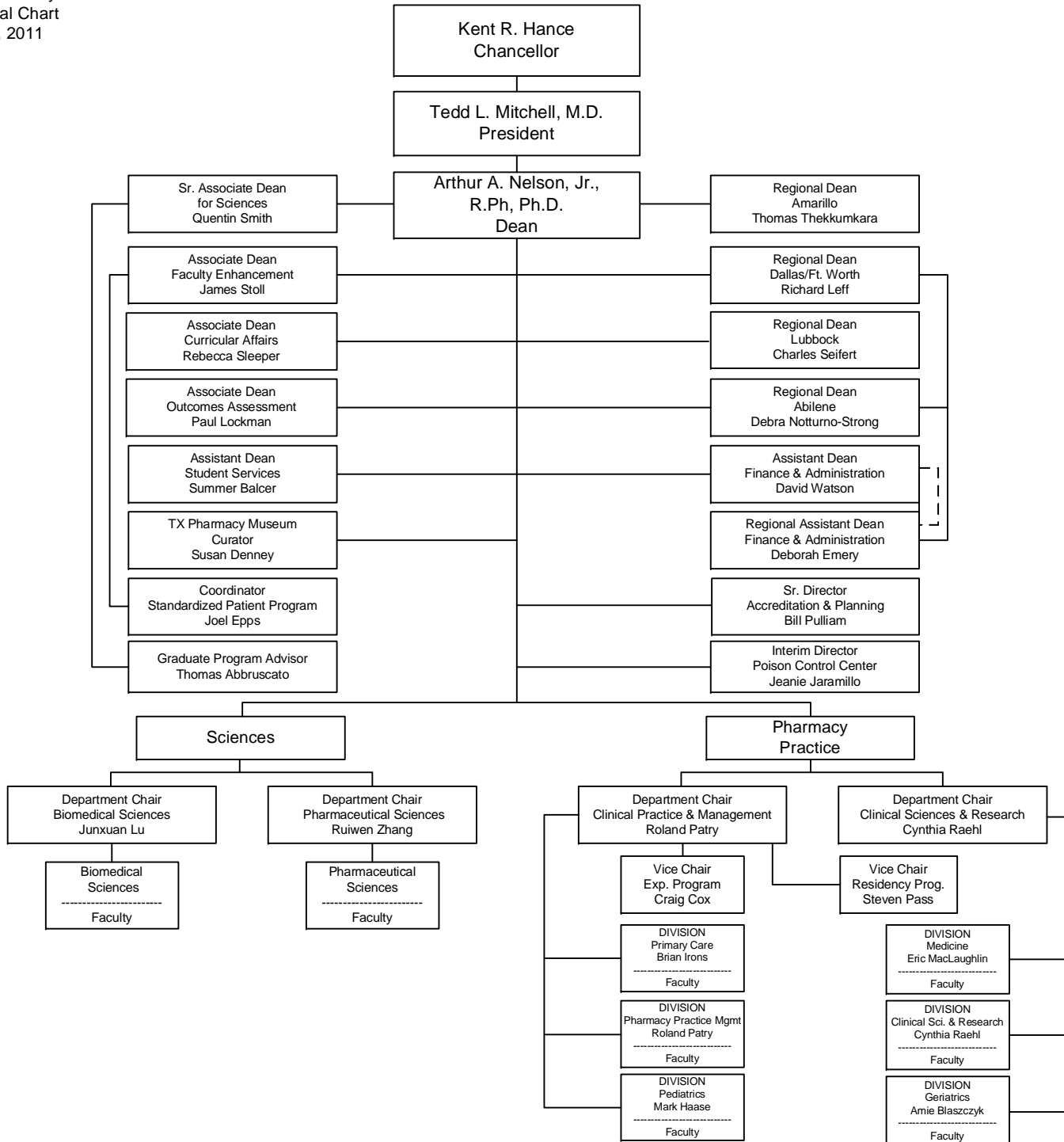


* To be effective Jan. 2012

TEXAS TECH UNIVERSITY HEALTH SCIENCES CENTER
 Gayle Greve Hunt School of Nursing
 Organizational Chart
 December, 2011



TEXAS TECH UNIVERSITY HEALTH SCIENCES CENTER
 School of Pharmacy
 Organizational Chart
 December, 2011



PROGRAMS

**TEXAS TECH UNIVERSITY HEALTH SCIENCES CENTER
ACADEMIC AND PROFESSIONAL PROGRAMS BY CAMPUS**

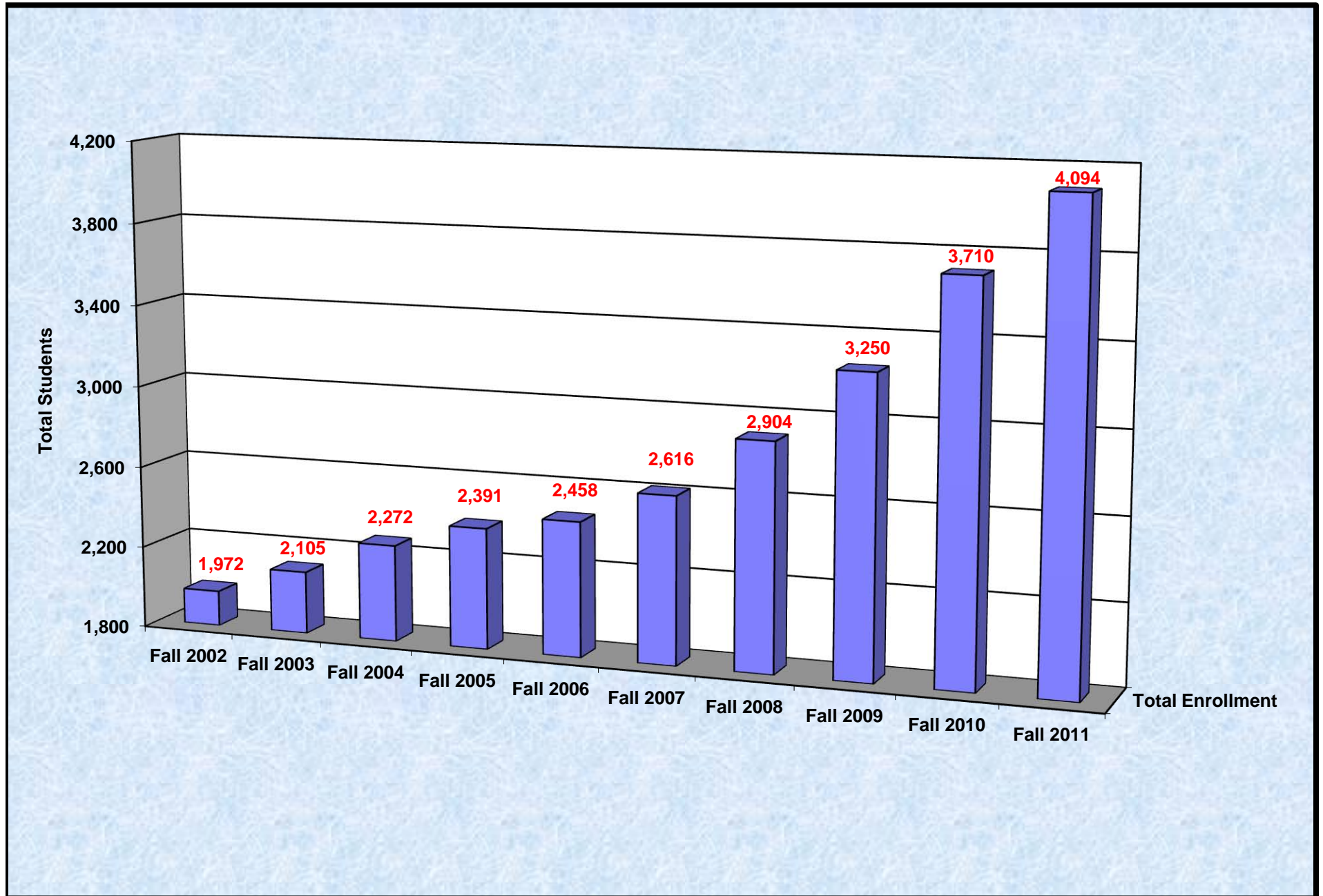
LOCATION	School of Medicine	Paul L. Foster School of Medicine	School of Allied Health Sciences	School of Nursing	Gayle Greve Hunt School of Nursing	Graduate School of Biomedical Sciences	School of Pharmacy
ABILENE	No Program	No Program	No Program	Traditional BSN	No Program	Pharmaceutical Sciences (MS, PhD)	PharmD Students (P1,P2,P3,P4) Graduate Pharmacy Education
AMARILLO	MD Students (MSIII, MSIV) Graduate Medical Education	No Program	Physical Therapy (DPT)	No Program	No Program	Pharmaceutical Sciences (MS, PhD)	PharmD Students (P1, P2, P3,P4) Graduate Pharmacy Education
DALLAS	No Program	No Program	No Program	No Program	No Program	No Program	PharmD Students (P3, P4) Graduate Pharmacy Education
EL PASO	MD Students (MSIV)	MD Students (MSI, MSII, MSIII) Graduate Medical Education	No Program	No Program	Traditional BSN	No Program	No Program
LUBBOCK	MD Students (MSI, MSII, MSIII, MSIV) Graduate Medical Education	No Program	Communication Sciences & Disorders (PhD) Occupational Therapy (MOT) Physical Therapy (DPT & ScD) Rehabilitation Sciences (PhD) Health Sciences (BS) Speech, Language & Hearing Sciences (BS) Athletic Training (MAT) Speech-Language Pathology (MS) Audiology (AuD) Clinical Laboratory Science (BS) Molecular Pathology (MS)	Traditional BSN	No Program	Biomedical Sciences (MS, PhD) Biotechnology (MS)	PharmD Students (P3, P4) Graduate Pharmacy Education
MIDLAND	No Program	No Program	Physician Assistant Studies (MPAS)	No Program	No Program	No Program	No Program
ODESSA	MD Students (MSIII, MSIV) Graduate Medical Education	No Program	Physical Therapy (DPT)	Traditional BSN	No Program	No Program	No Program
DISTANCE EDUCATION	No Program	No Program	Clinical Services Mgmt (BS) Rehabilitation Counseling (MRC) Clinical Laboratory Science – 2nd Degree (BS) Clinical Practice Mgmt (MS) Physical Therapy (tDPT)	BSN (RN to BSN) BSN 2nd Degree * MSN RN to MSN DNP	BSN 2 nd Degree *	No Program	No Program

* Concentrated clinical simulation/hospital clinical experiences are conducted at nearest regional site.

STUDENTS

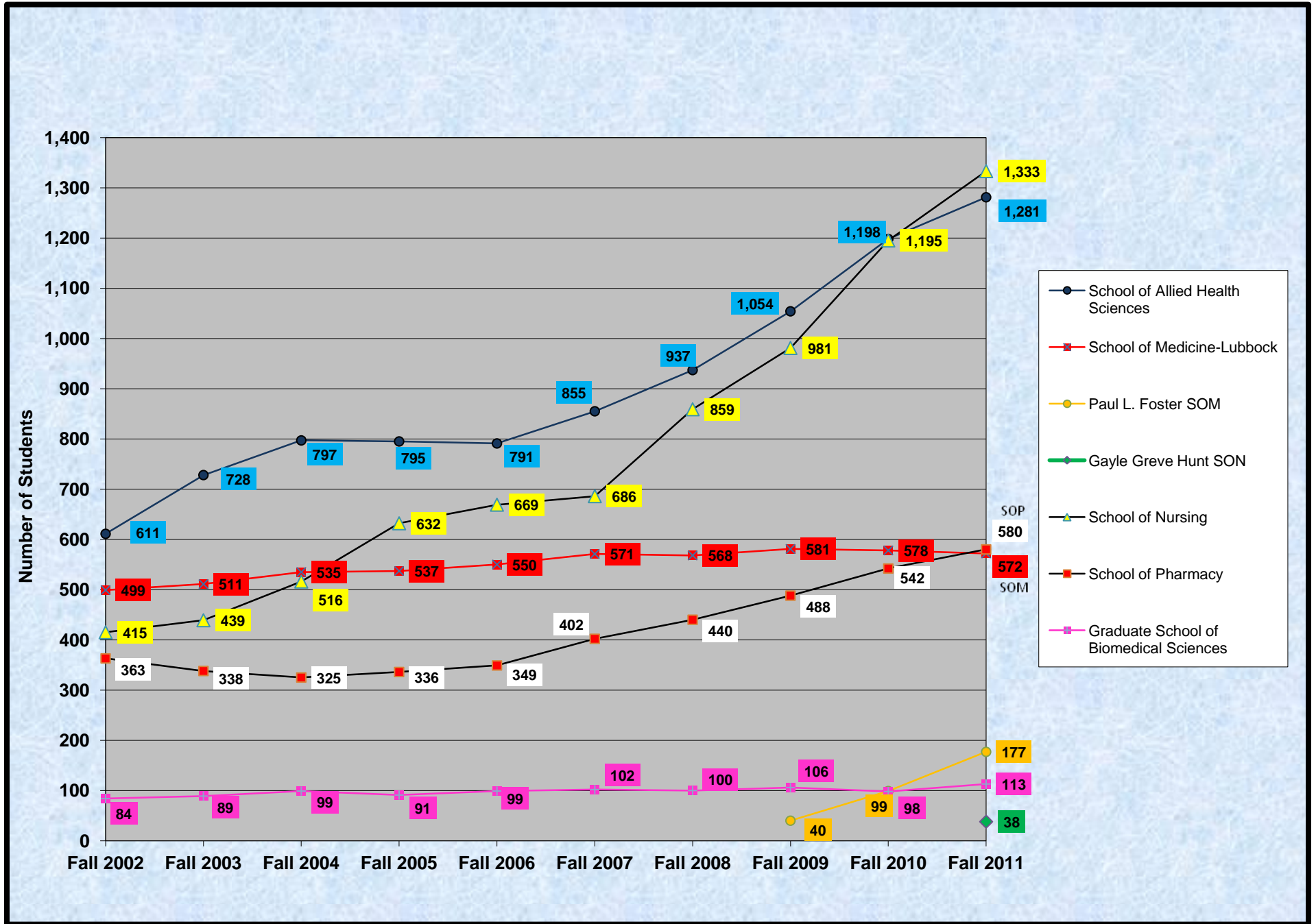
TTUHSC Enrollment Trends

Fall 2002 - Fall 2011



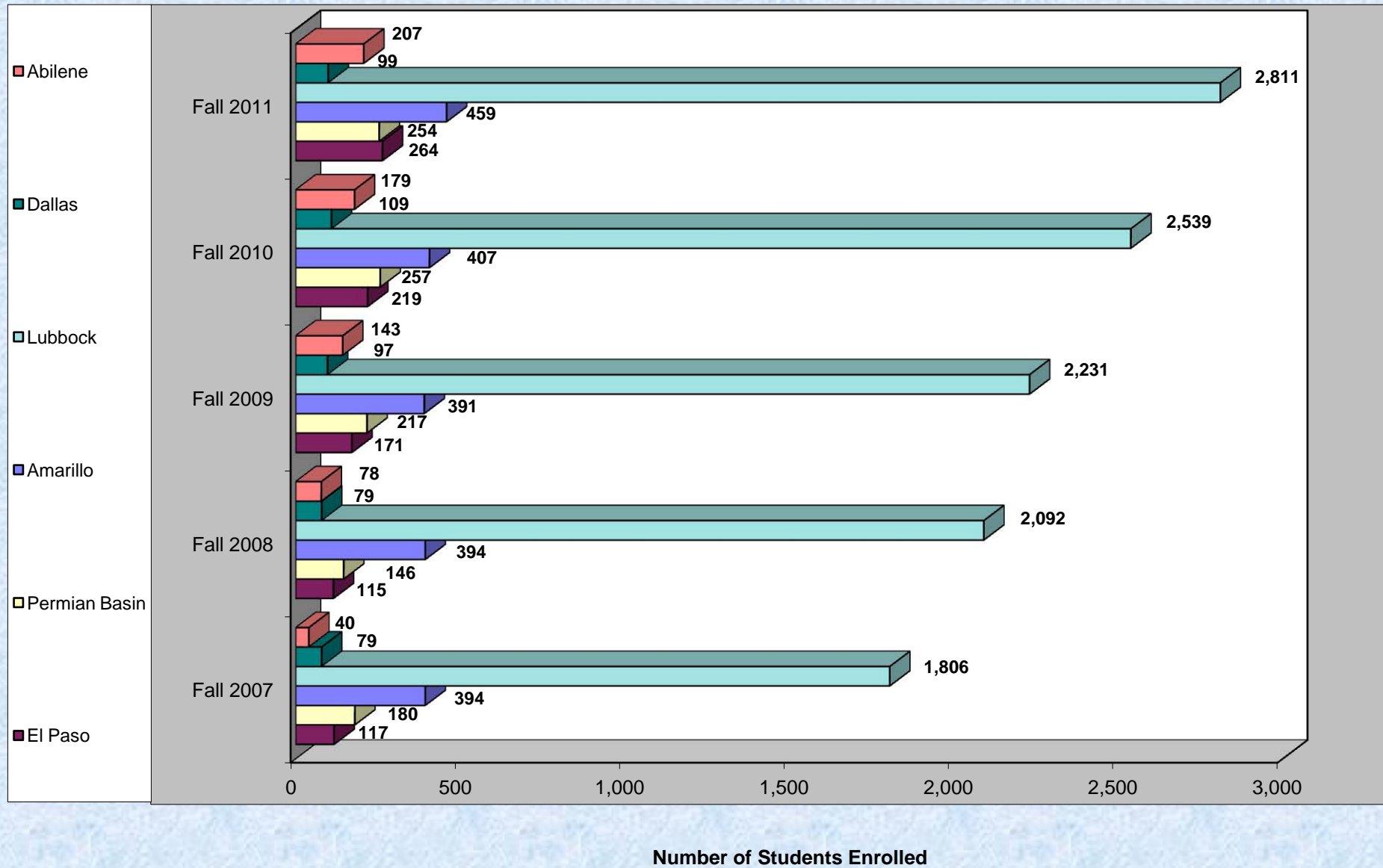
TTUHSC Enrollment Trends by School

Fall 2002 - Fall 2011



Sources:
 TTUHSC Office of the Registrar
 TTUHSC Office of Institutional Research

TTUHSC Enrollment by Campus Fall 2007 - Fall 2011



**TEXAS TECH UNIVERSITY HEALTH SCIENCES CENTER
TOTAL ENROLLMENT - BY ETHNICITY AND GENDER**

	2002		2003		2004		2005		2006		2007		2008		2009		2010		2011	
	M	F	M	F	M	F	M	F	M	F	M	F	M	F	M	F	M	F	M	F
African American	12	40	15	43	24	64	32	90	33	93	36	98	51	114	57	149	66	176	81	204
American Indian	5	12	2	14	5	12	5	7	6	9	9	10	7	13	8	19	6	22	10	23
Asian	100	89	106	96	100	109	109	127	104	143	120	158	139	167	200	226	191	278	248	329
Hispanic	100	125	104	134	106	150	103	185	106	193	125	201	132	209	162	268	184	307	170	357
Non-Resident Alien	23	23	23	22	25	21	25	20	39	27	42	36	49	34	7	10	26	7	17	8
Other	19	16	18	25	17	38	23	41	24	57	27	78	42	119	30	78	96	134	72	145
White	490	918	490	1013	502	1099	500	1124	502	1122	511	1165	546	1282	647	1389	676	1541	769	1661
Total Enrollment	749	1223	758	1347	779	1493	797	1594	814	1644	870	1746	966	1938	1111	2139	1245	2465	1367	2727

**TEXAS TECH UNIVERSITY HEALTH SCIENCES CENTER
TOTAL ENROLLMENT - BY ETHNICITY AND GENDER**

GRADUATE SCHOOL OF BIOMEDICAL SCIENCES

	2002		2003		2004		2005		2006		2007		2008		2009		2010		2011	
	M	F	M	F	M	F	M	F	M	F	M	F	M	F	M	F	M	F	M	F
African American	1	0	0	0	0	1	0	1	0	0	0	0	1	1	1	1	0	1	0	0
American Indian	0	0	0	0	0	0	1	0	1	0	1	0	1	0	0	1	0	1	0	0
Asian	1	1	2	5	2	3	3	2	1	3	1	3	1	2	37	15	17	14	28	12
Hispanic	1	0	1	1	2	1	1	1	1	1	1	2	1	1	0	2	1	3	2	2
Non-Resident Alien	21	18	22	17	22	17	23	12	31	17	37	22	37	23	3	6	20	7	12	4
Other	1	2	1	1	1	3	3	1	1	0	0	1	2	0	0	0	2	2	6	11
White	24	14	18	21	21	26	24	19	18	25	20	14	16	15	21	19	16	14	20	15
Total Enrollment	49	35	44	45	48	51	55	36	53	46	60	42	58	42	62	44	57	41	69	44

**TEXAS TECH UNIVERSITY HEALTH SCIENCES CENTER
TOTAL ENROLLMENT - BY ETHNICITY AND GENDER**

SCHOOL OF ALLIED HEALTH SCIENCES

	2002		2003		2004		2005		2006		2007		2008		2009		2010		2011	
	M	F	M	F	M	F	M	F	M	F	M	F	M	F	M	F	M	F	M	F
African American	6	13	9	18	12	25	13	32	10	32	13	38	12	40	18	52	22	50	25	57
American Indian	1	6	1	8	1	7	0	4	0	5	0	6	1	7	2	5	3	5	4	2
Asian	6	10	11	16	11	18	10	14	8	26	11	27	15	21	23	28	28	41	33	49
Hispanic	35	53	42	63	44	69	32	77	29	78	33	74	35	73	60	94	72	106	64	122
Non-Resident Alien	1	3	1	3	1	1	1	1	5	2	4	4	7	4	2	2	2	0	1	0
Other	5	2	6	11	5	14	8	12	7	9	7	16	18	52	16	42	26	44	32	70
White	126	344	137	402	144	445	154	437	158	422	153	469	156	496	183	527	206	593	216	606
Total Enrollment	180	431	207	521	218	579	218	577	217	574	221	634	244	693	304	750	359	839	375	906

**TEXAS TECH UNIVERSITY HEALTH SCIENCES CENTER
TOTAL ENROLLMENT - BY ETHNICITY AND GENDER**

SCHOOL OF MEDICINE

	2002		2003		2004		2005		2006		2007		2008		2009		2010		2011	
	M	F	M	F	M	F	M	F	M	F	M	F	M	F	M	F	M	F	M	F
African American	0	7	1	7	3	9	7	9	10	8	10	8	9	8	8	7	7	6	7	9
American Indian	2	1	0	1	1	1	1	1	2	1	3	0	3	2	3	2	2	4	1	7
Asian	57	41	62	42	63	51	70	65	71	66	74	71	76	74	72	74	63	57	72	59
Hispanic	29	13	29	14	31	14	37	23	40	23	41	27	44	24	36	20	27	15	17	24
Non-Resident Alien	1	1	0	2	0	2	0	2	0	2	0	0	1	0	0	0	1	0	1	1
Other	7	6	9	5	8	7	8	3	8	9	8	11	8	11	9	12	34	44	15	18
White	214	120	207	132	212	133	184	127	176	134	188	130	186	122	204	134	198	120	206	135
Total Enrollment	310	189	308	203	318	217	307	230	307	243	324	247	327	241	332	249	332	246	319	253

**TEXAS TECH UNIVERSITY HEALTH SCIENCES CENTER
TOTAL ENROLLMENT - BY ETHNICITY AND GENDER**

PAUL L. FOSTER SCHOOL OF MEDICINE

	2009		2010		2011	
	M	F	M	F	M	F
African American	0	0	0	0	0	0
American Indian	0	0	0	0	1	0
Asian	3	10	6	15	27	33
Hispanic	2	5	3	5	5	9
Non-Resident Alien	0	0	0	0	0	0
Other	0	1	24	19	6	4
White	11	8	17	10	53	39
Total Enrollment	16	24	50	49	92	85

**TEXAS TECH UNIVERSITY HEALTH SCIENCES CENTER
TOTAL ENROLLMENT - BY ETHNICITY AND GENDER**

SCHOOL OF NURSING

	2002		2003		2004		2005		2006		2007		2008		2009		2010		2011	
	M	F	M	F	M	F	M	F	M	F	M	F	M	F	M	F	M	F	M	F
African American	2	15	1	15	5	22	7	39	8	40	4	37	21	52	18	72	21	103	31	116
American Indian	0	3	0	3	0	2	0	2	0	3	1	4	0	4	1	10	0	10	3	11
Asian	3	8	2	6	3	11	7	14	7	16	5	20	10	25	10	40	19	70	18	77
Hispanic	9	33	11	37	11	51	13	64	18	67	24	68	26	82	37	123	48	157	52	166
Non-Resident Alien	0	1	0	0	1	0	0	2	2	5	0	8	0	6	2	1	0	0	0	1
Other	0	1	0	3	0	9	1	20	5	35	3	43	6	48	3	22	6	22	6	32
White	41	299	45	316	44	357	52	411	56	407	52	417	75	504	95	547	96	643	131	689
Total Enrollment	55	360	59	380	64	452	80	552	96	573	89	597	138	721	166	815	190	1005	241	1092

**TEXAS TECH UNIVERSITY HEALTH SCIENCES CENTER
TOTAL ENROLLMENT - BY ETHNICITY AND GENDER**

GAYLE GREVE HUNT SCHOOL OF NURSING

	2011	
	M	F
African American	1	2
American Indian	0	0
Asian	0	1
Hispanic	1	17
Non-Resident Alien	0	0
Other	0	7
White	3	6
Total Enrollment	5	33

**TEXAS TECH UNIVERSITY HEALTH SCIENCES CENTER
TOTAL ENROLLMENT - BY ETHNICITY AND GENDER**

SCHOOL OF PHARMACY

	2002		2003		2004		2005		2006		2007		2008		2009		2010		2011	
	M	F	M	F	M	F	M	F	M	F	M	F	M	F	M	F	M	F	M	F
African American	3	5	4	3	4	7	5	9	5	13	9	15	9	13	12	17	15	17	16	20
American Indian	2	2	1	2	3	2	3	0	3	0	4	0	2	0	2	1	1	2	1	3
Asian	33	29	29	27	21	26	19	32	17	32	29	37	37	45	55	59	58	81	70	98
Hispanic	26	26	21	19	18	15	20	20	18	24	26	30	26	29	27	24	33	21	29	17
Non-Resident Alien	0	0	0	0	1	1	1	3	1	1	1	2	4	1	0	1	3	0	3	2
Other	6	5	2	5	3	5	3	5	3	4	9	7	8	8	2	1	4	3	7	3
White	85	141	83	142	81	138	86	130	94	134	98	135	113	145	133	154	143	161	140	171
Total Enrollment	155	208	140	198	131	194	137	199	141	208	176	226	199	241	231	257	257	285	266	314

**TEXAS TECH UNIVERSITY HEALTH SCIENCES CENTER
ENROLLMENT BY CAMPUS / BY SCHOOL**

Lubbock	Fall 2007	Fall 2008	Fall 2009	Fall 2010	Fall 2011
Graduate School of Biomedical Sciences	71	69	73	61	76
School of Allied Health Sciences	679	750	853	986	1,073
School of Medicine	384	381	391	397	411
Anita Thigpen Perry-School of Nursing	636	855	879	1,058	1,213
School of Pharmacy	36	37	35	37	38
TOTAL Lubbock	1,806	2,092	2,231	2,539	2,811

Amarillo	Fall 2007	Fall 2008	Fall 2009	Fall 2010	Fall 2011
Graduate School of Biomedical Sciences	31	31	33	37	37
School of Allied Health Sciences	46	45	44	47	44
School of Medicine	70	72	74	65	83
School of Pharmacy	247	246	240	258	295
TOTAL Amarillo	394	394	391	407	459

Midland/Odessa	Fall 2007	Fall 2008	Fall 2009	Fall 2010	Fall 2011
School of Allied Health Sciences	130	142	157	165	164
School of Medicine	-	-	18	58	39
School of Nursing	50	4	42	34	51
TOTAL Midland/Odessa	180	146	217	257	254

El Paso	Fall 2007	Fall 2008	Fall 2009	Fall 2010	Fall 2011
School of Medicine	117	115	98	82	39
Paul L. Foster School of Medicine	-	-	40	99	177
Gayle Greve Hunt-School of Nursing	-	-	-	-	38
School of Nursing	-	-	33	38	10
TOTAL El Paso	117	115	171	219	264

Dallas	Fall 2007	Fall 2008	Fall 2009	Fall 2010	Fall 2011
School of Pharmacy	79	79	97	109	99
TOTAL Dallas	79	79	97	109	99

Abilene	Fall 2007	Fall 2008	Fall 2009	Fall 2010	Fall 2011
School of Nursing	-	-	27	41	59
School of Pharmacy	40	78	116	138	148
TOTAL Abilene	40	78	143	179	207

TTUHSC Fall Semester Totals	2,616	2,904	3,250	3,710	4,094
------------------------------------	--------------	--------------	--------------	--------------	--------------

TEXAS TECH UNIVERSITY HEALTH SCIENCES CENTER
SCHOOL OF MEDICINE GRADUATES FOR THE LAST SEVEN YEARS ENTERING
FAMILY PRACTICE, INTERNAL MEDICINE, PEDIATRIC AND OB/GYN RESIDENCIES
As of September 1st

RESIDENCIES IN TEXAS							
DESCRIPTION	2005	2006	2007	2008	2009	2010	2011
Total Graduates	127	118	114	135	120	137	136
Primary Care (% of Total Graduates)	41 (32.3%)	35 (29.7%)	44 (38.6%)	52 (38.5%)	35 (29.2%)	41 (29.9%)	43 (31.6%)
Family Medicine	8	13	9	12	9	15	13
Internal Medicine *	11	9	9	17	12	11	13
Pediatrics	15	8	14	18	9	11	10
Med/Pediatrics	0	1	0	0	0	0	0
Ob/Gyn	7	4	12	5	5	4	7

RESIDENCIES IN AND OUT OF TEXAS							
DESCRIPTION	2005	2006	2007	2008	2009	2010	2011
Total Graduates	127	118	114	135	120	137	136
Primary Care (% of Total Graduates)	63 (49.6%)	53 (45.0%)	62 (54.4%)	69 (51.1%)	53 (44.2%)	66 (48.2%)	58 (42.7%)
Family Medicine	14	16	13	14	12	20	15
Internal Medicine *	19	17	16	21	19	19	18
Pediatrics	16	13	19	23	14	19	12
Med/Pediatrics	1	2	0	0	2	1	1
Ob/Gyn	13	5	14	11	6	7	12

* The count of graduates entering Internal Medicine includes only categorical Internal Medicine residencies.
 Students entering preliminary Internal Medicine positions are excluded.

**TEXAS TECH UNIVERSITY HEALTH SCIENCES CENTER (TTUHSC)
STATE BOARD PASS RATES FOR FIRST TIME CANDIDATES**

**SCHOOL OF ALLIED HEALTH SCIENCES (SOAHS)
CLINICAL LABORATORY SCIENCE**

<i>YEAR</i>	<i>PASS RATE</i>	<i>NATIONAL MEAN</i>
2002	90%	84%
2003	100%	78%
2004	88%	78%
2005	92%	79%
2006	92%	79%
2007	88%	79%
2008	86%	83%
2009	85%	85%
2010	100%	83%
2011	96%	81%

SOAHS- CLINICAL LABORATORY SCIENCE- SECOND DEGREE

<i>YEAR</i>	<i>PASS RATE</i>
2011	100%

TTUHSC STATE BOARD PASS RATES FOR FIRST TIME CANDIDATES

SOAHS- OCCUPATIONAL THERAPY

<i>YEAR</i>	<i>PASS RATE</i>
2002	100%
2003	82%
2004	85%
2005	100%
2006	93%
2007	78%
2008	100%
2009	80%
2010	88%
2011	76%

SOAHS- PHYSICAL THERAPY

<i>YEAR</i>	<i>PASS RATE</i>
2002	93%
2003	62%
2004	62%
2005	77%
2006	88%
2007	93%
2008	100%
2009	72%
2010	88%
2011	94%

TTUHSC STATE BOARD PASS RATES FOR FIRST TIME CANDIDATES

SOAHS - SPEECH-LANGUAGE PATHOLOGY

YEAR	PASS RATE
2002	92%
2003	90%
2004	85%
2005	93%
2006	100%
2007	95%
2008	100%
2009	100%
2010	100%
2011	100%

SOAHS - AUDIOLOGY

YEAR	PASS RATE
2002	100%
2003	100%
2004	89%
2005	100%
2006	100%
2007	100%
2008	88%
2009	40%
2010	88%
2011	92%

TTUHSC STATE BOARD PASS RATES FOR FIRST TIME CANDIDATES

SOAHS - PHYSICIAN ASSISTANT PROGRAM

YEAR	PASS RATE
2002	88%
2003	75%
2004	75%
2005	95%
2006	90%
2007	100%
2008	98%
2009	98%
2010	100%
2011	94%

SOAHS - MOLECULAR PATHOLOGY PROGRAM

YEAR	PASS RATE	NATIONAL MEAN
2003	100%	--
2004	100%	--
2005	75%	77%
2006	82%	77%
2007	85%	71%
2008	N/A *	79%
2009	100%	82%
2010	79%	72%
2011	90%	76%

* The Molecular Pathology program rearranged their curriculum FY 2008. The class of 2008 did not complete requirements until August 18, 2008. They sat for certification after September 1, 2008.

TTUHSC STATE BOARD PASS RATES FOR FIRST TIME CANDIDATES

SOAHS - ATHLETIC TRAINING PROGRAM

<i>YEAR</i>	<i>PASS RATE</i>
2004	80%
2005	83%
2006	100%
2007	100%
2008	100%
2009	92%
2010	100%
2011	100%

**TEXAS TECH UNIVERSITY HEALTH SCIENCES CENTER
STATE BOARD PASS RATES FOR FIRST TIME CANDIDATES**

SCHOOL OF NURSING

YEAR	PASS RATE
2002	92.8%
2003	94.7%
2004	86.2%
2005	86.8%
2006	88.2%
2007	87.2%
2008	85.2%
2009	85.1%
2010	88.7%
2011	92.6%

TEXAS TECH UNIVERSITY HEALTH SCIENCES CENTER
PASS RATES FOR FIRST TIME
STATE & NATIONAL LICENSING EXAMINATION

SCHOOL OF PHARMACY

YEAR	PASS RATE
2002	100%
2003	93.85%
2004	97.67%
2005	94.74%
2006	93.24%
2007	98.57%
2008	96.20%
2009	100%
2010	96.77%
2011	98.20%

**TEXAS TECH UNIVERSITY HEALTH SCIENCES CENTER
USMLE PASS RATES FOR FIRST TIME TEST TAKERS
SCHOOL OF MEDICINE**

United States Medical Licensing Examination (USMLE)

<i>TEST GROUP</i>	<i>STEP I Pass Rate</i>	<i>STEP II Pass Rate*</i>	
Class of 2002	91%	96%	
Class of 2003	88%	96%	
Class of 2004	86%	93%	
		<i>Clinical Knowledge</i>	<i>Clinical Skills</i>
Class of 2005	90%	93%	89%
Class of 2006	88%	93%	98%
Class of 2007	82%	91%	96%
Class of 2008	85%	90%	95%
Class of 2009	90%	93%	95%
Class of 2010	99%	96%	98%
Class of 2011	98%	94%	98%

This table describes the USMLE performance of each graduating class of TTUHSC medical students.

- Step 1 is taken after the completion of Year 2 and must be taken before the beginning of Year 3.
- Step 2 must be taken during Year 4 prior to graduation.

* Beginning with the Class of 2005, the Step 2 exam was divided into two separate examinations: Clinical Knowledge and Clinical Skills

**TEXAS TECH UNIVERSITY HEALTH SCIENCES CENTER
USMLE PASS RATES FOR FIRST TIME TEST TAKERS
PAUL L. FOSTER SCHOOL OF MEDICINE**

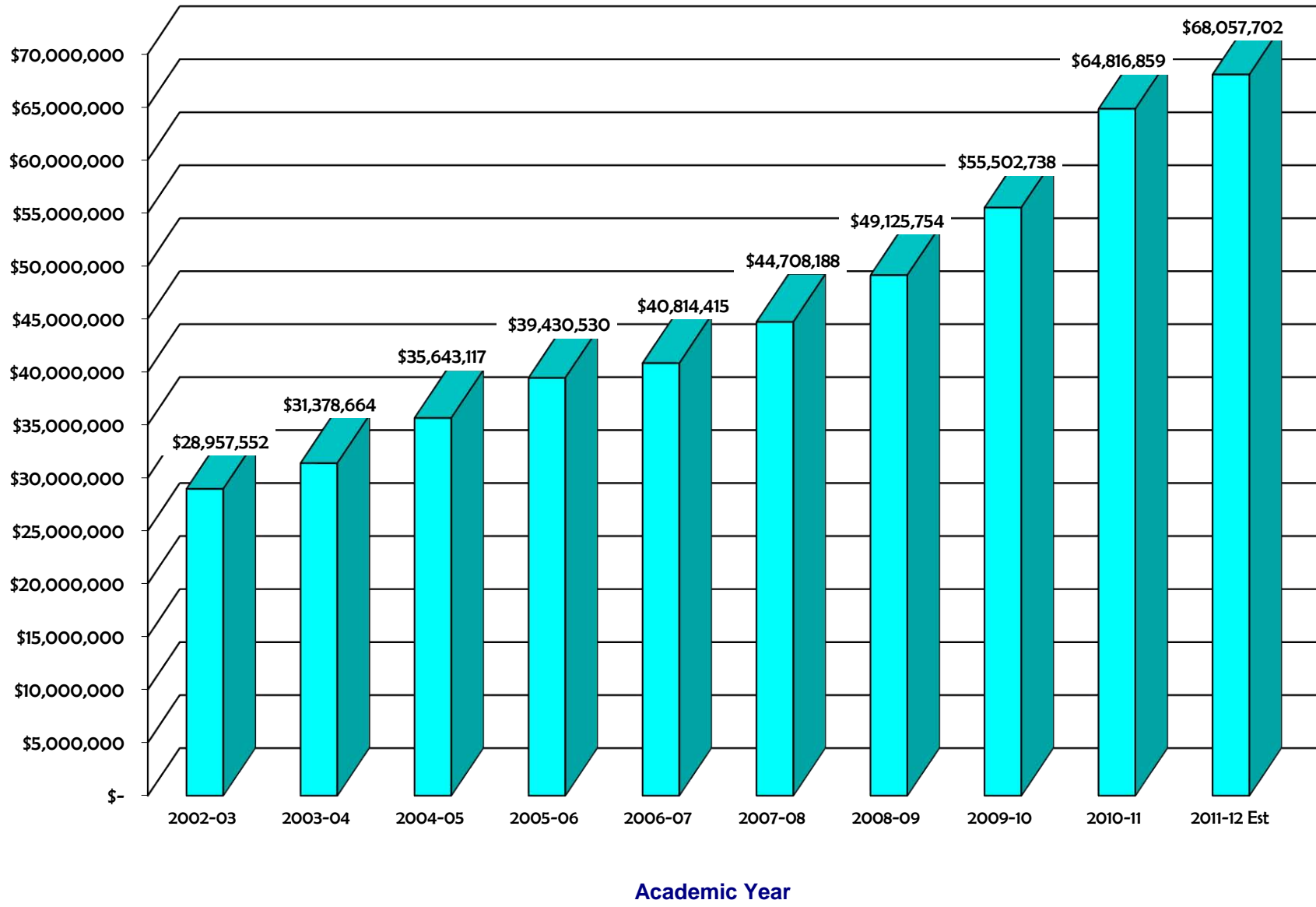
United States Medical Licensing Examination (USMLE)

<i>TEST GROUP</i>	<i>STEP I Pass Rate</i>	<i>STEP II Pass Rate</i>	
		<i>Clinical Knowledge</i>	<i>Clinical Skills</i>
Class of 2013	97%	N/A	N/A

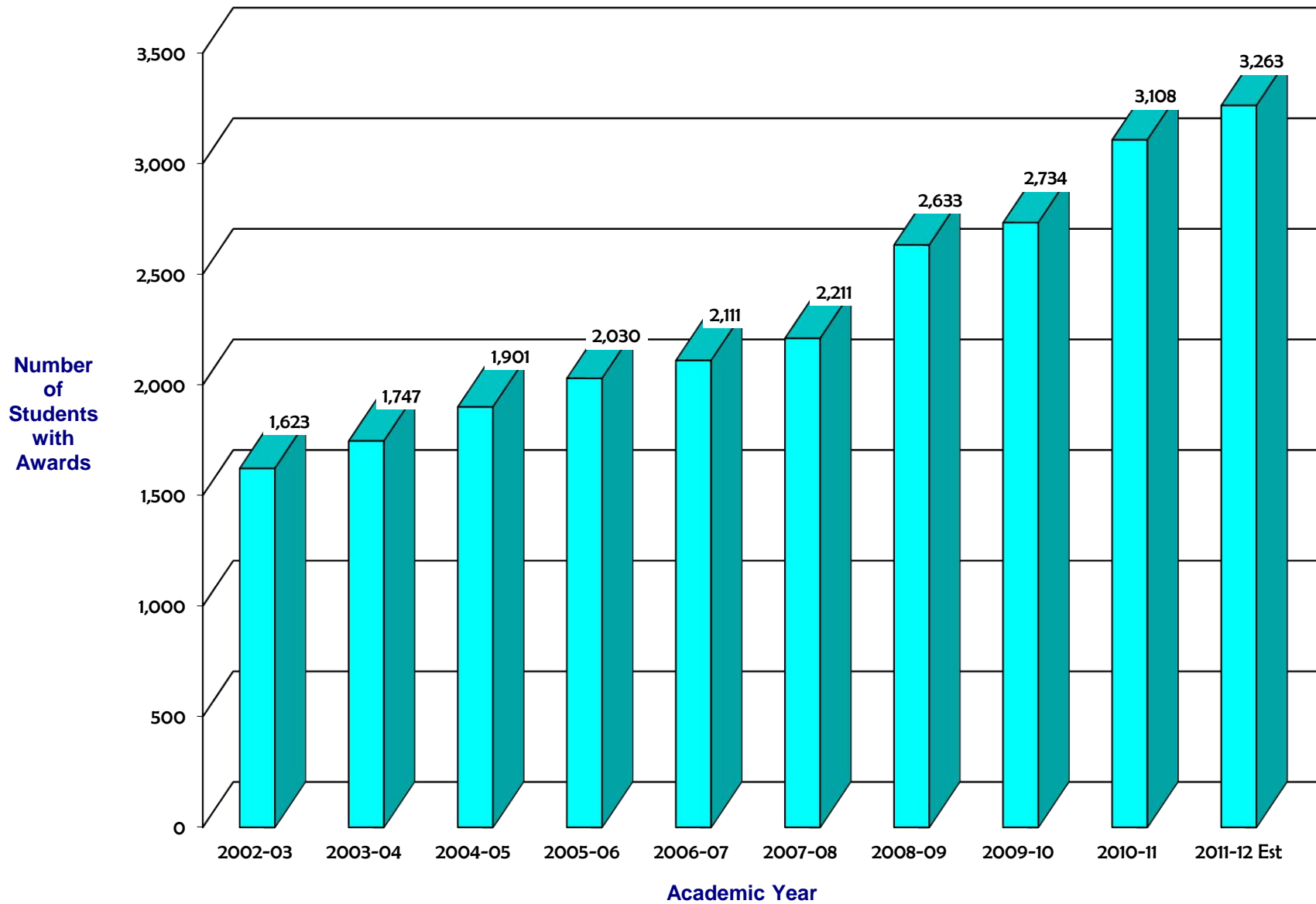
This table describes the USMLE performance of each graduating class of TTUHSC PLF-SOM medical students.

- Step 1 is taken after the completion of Year 2 and must be taken before the beginning of Year 3.
- Step 2 must be taken during Year 4 prior to graduation.

Financial Aid Dollars Awarded to Students 2002-03 through 2011-12 est.

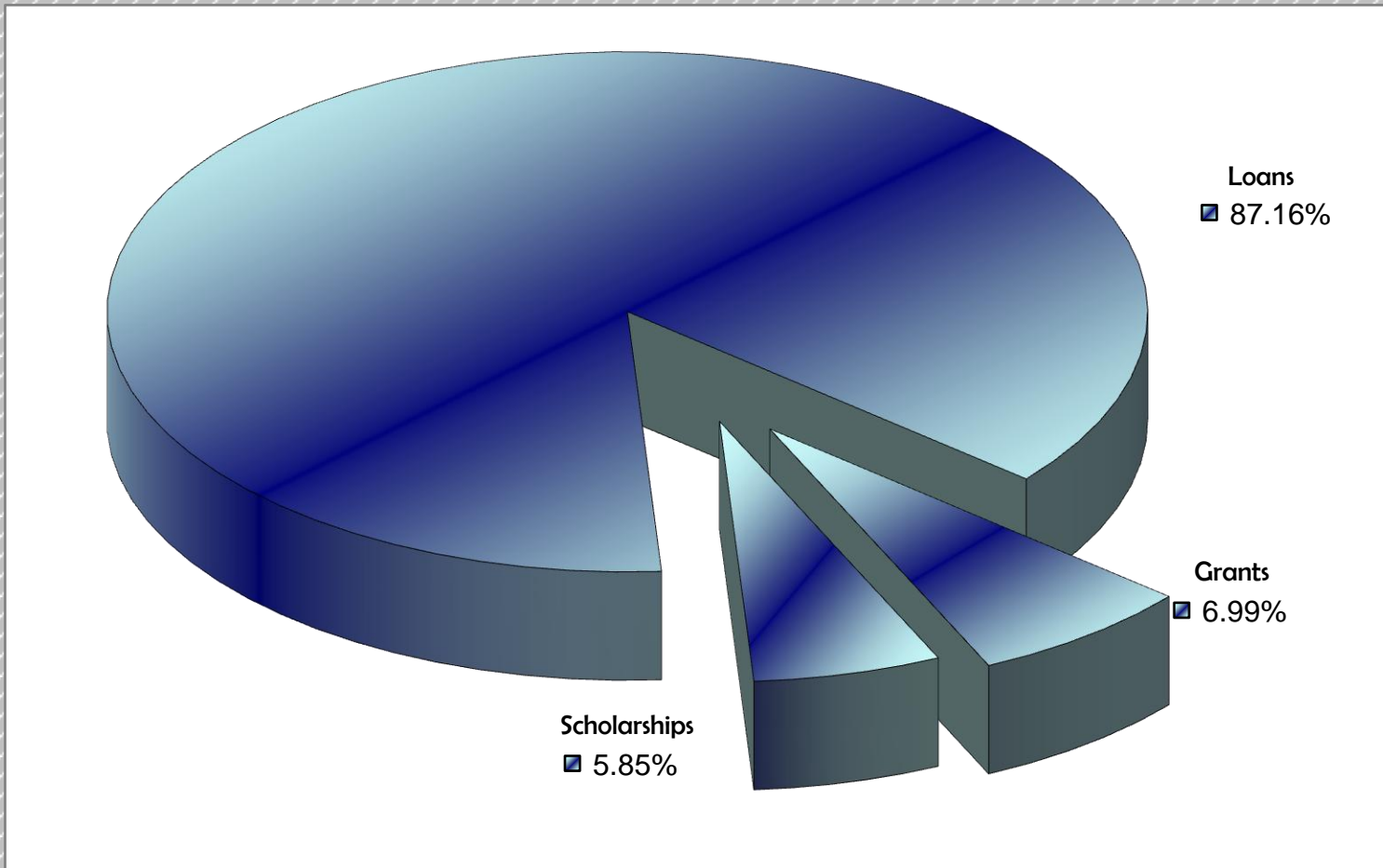


Number of Students Awarded Financial Aid 2002-03 through 2011-12 est.



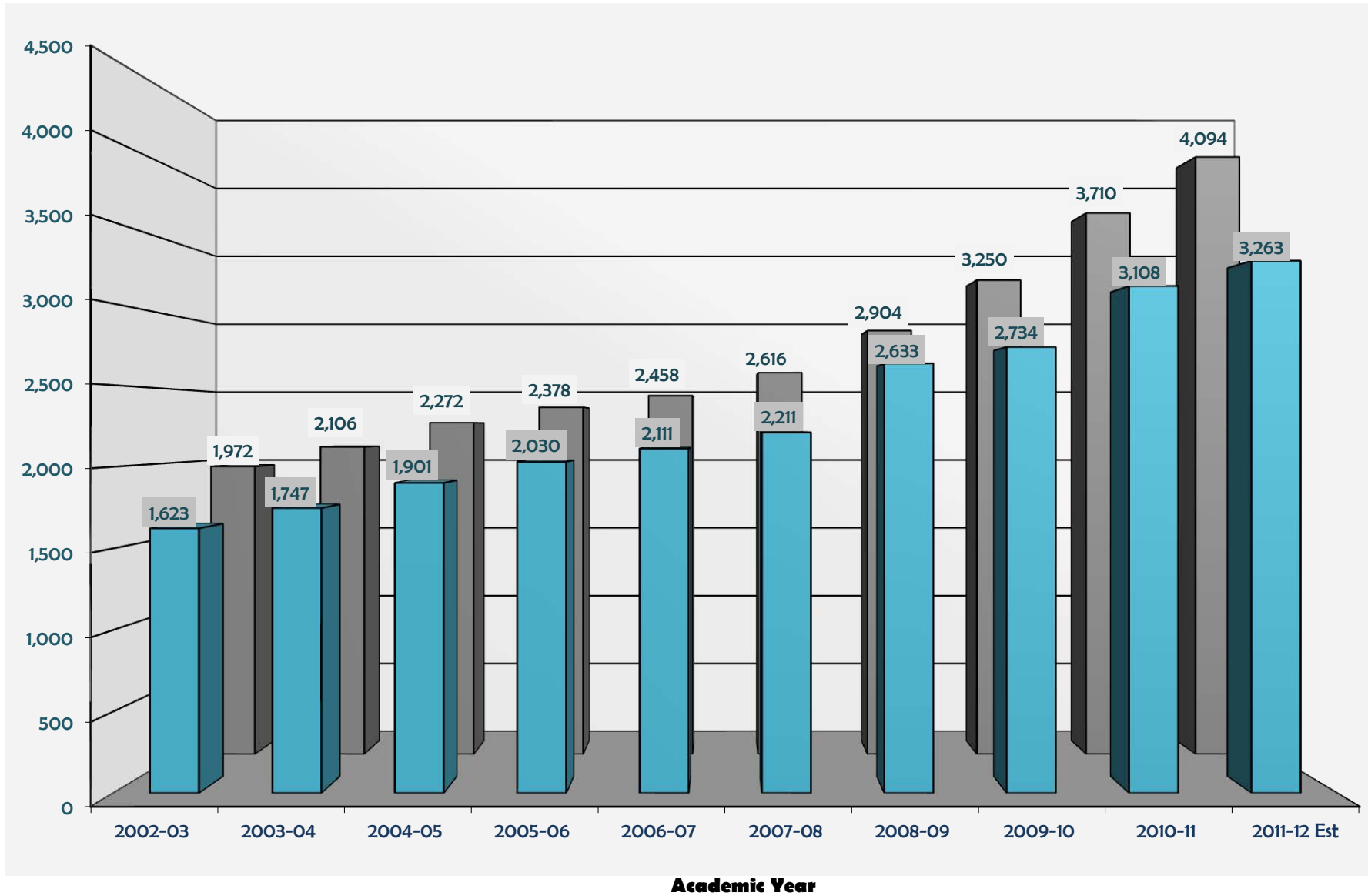
Financial Aid Awarded by Category

2011-2012 est. Academic Year



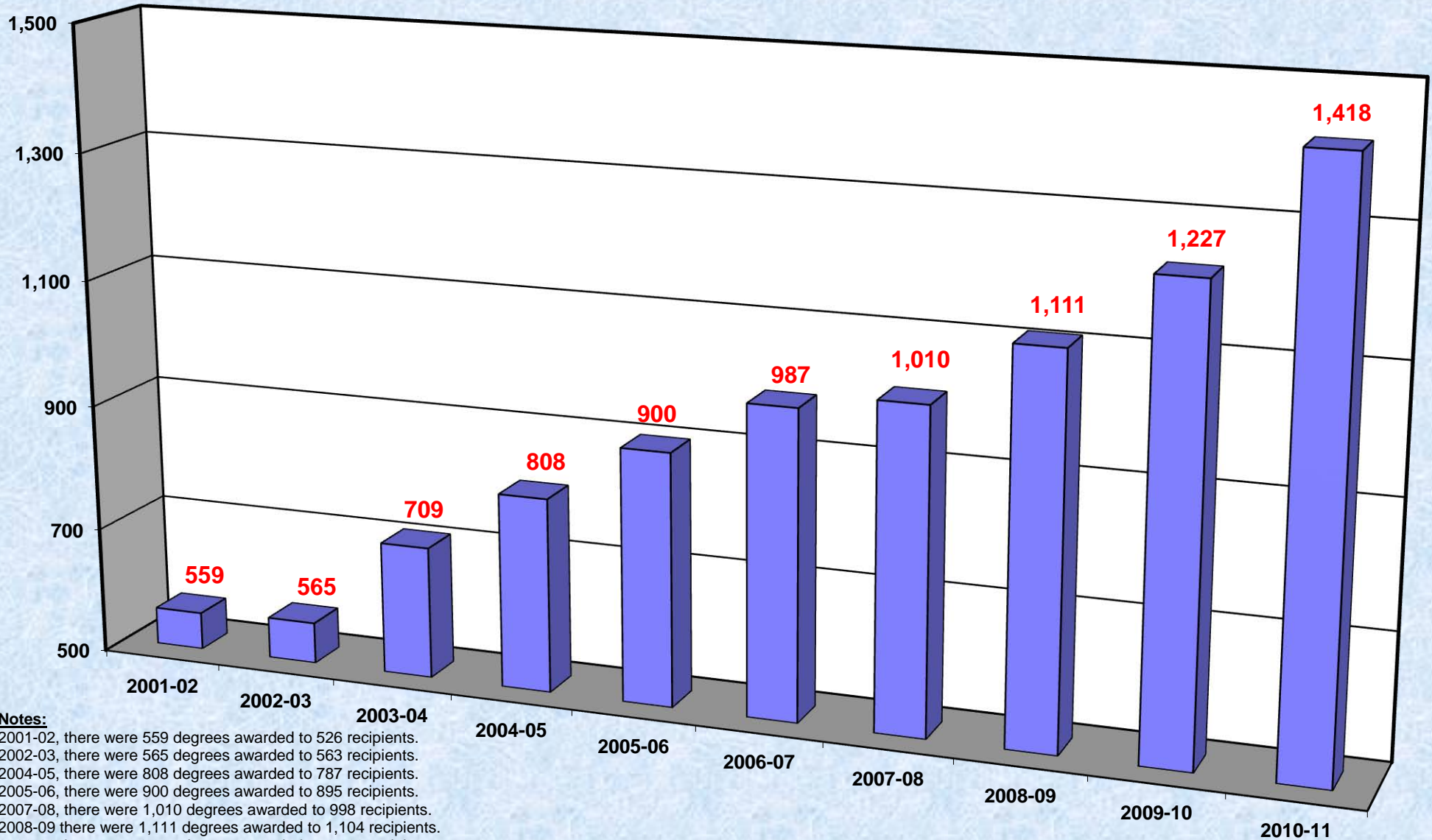
GRANTS	-	SCHOLARSHIPS	-	LOANS
\$4,760,600		\$3,979,245		\$59,317,857

Financial Aid Enrollment and Recipients



*Number of Students Enrolled in Fall and
Number of Students Receiving Financial Aid*

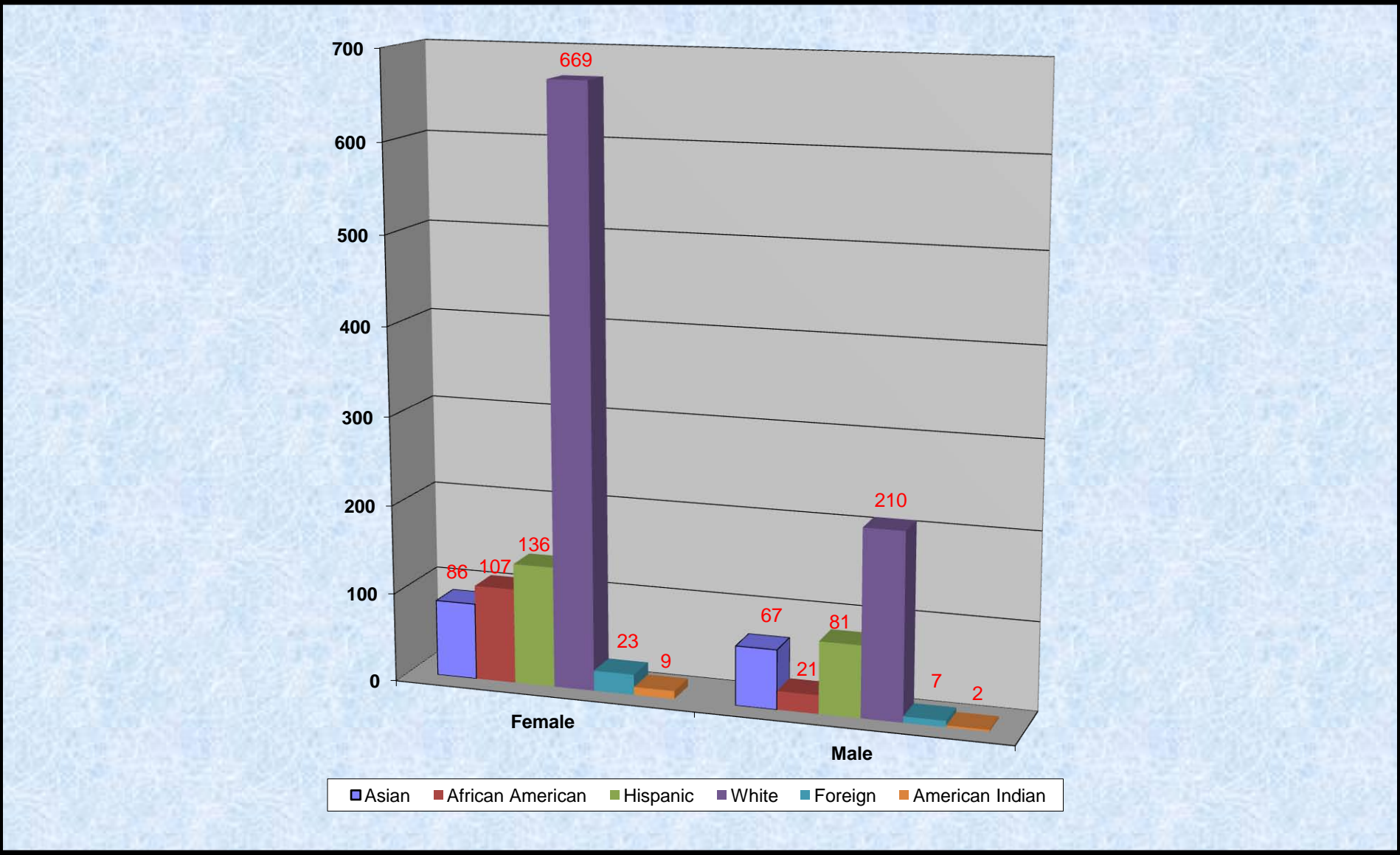
TTUHSC Degrees Awarded by Academic Year 2002 - 2011



Notes:

2001-02, there were 559 degrees awarded to 526 recipients.
 2002-03, there were 565 degrees awarded to 563 recipients.
 2004-05, there were 808 degrees awarded to 787 recipients.
 2005-06, there were 900 degrees awarded to 895 recipients.
 2007-08, there were 1,010 degrees awarded to 998 recipients.
 2008-09 there were 1,111 degrees awarded to 1,104 recipients.
 2009-10 there were 1,227 degrees awarded to 1,223 recipients
 2010-11 there were 1,418 degrees awarded to 1,414 recipients

TTUHSC Degree Recipients by Sex/Ethnicity 2010 - 2011



Source:
TTUHSC Office of Institutional Research

RESIDENTS

Selected Enrollment Statistics for Residency Programs
Schools of Medicine*
As of September 1st

	2007					2008*					2009*					2010*					2011*				
<i>Ethnicity</i>	<i>AM</i>	<i>EP</i>	<i>LB</i>	<i>OD</i>	<i>Total</i>	<i>AM</i>	<i>EP</i>	<i>LB</i>	<i>OD</i>	<i>Total</i>	<i>AM</i>	<i>EP</i>	<i>LB</i>	<i>OD</i>	<i>Total</i>	<i>AM</i>	<i>EP</i>	<i>LB</i>	<i>OD</i>	<i>Total</i>	<i>AM</i>	<i>EP</i>	<i>LB</i>	<i>OD</i>	<i>Total</i>
White	29	44	125	6	204	25	45	121	6	197	22	50	109	13	194	25	44	103	14	186	22	52	102	15	191
Black	6	7	7	2	22	7	9	10	2	28	8	8	11	2	29	5	11	14	2	32	7	14	17	2	40
American Indian	0	0	1	0	1	0	0	1	0	1	0	0	0	0	0	0	0	0	0	0	0	0	0	0	0
Hispanic	7	77	26	8	118	6	79	32	15	132	10	77	29	12	128	5	76	24	14	119	6	72	27	10	115
Asian/Pac Islander	38	42	39	48	167	43	50	44	40	177	41	50	52	33	176	44	60	59	38	201	47	61	57	40	205
Other	0	0	0	0	0	0	1	0	0	1	1	0	1	0	2	3	0	6	0	9	4	1	8	0	13
TOTAL	80	170	198	64	512	81	184	208	63	536	82	185	202	60	529	82	191	206	68	547	86	200	211	67	564
<i>Sex</i>	<i>AM</i>	<i>EP</i>	<i>LB</i>	<i>OD</i>	<i>Total</i>	<i>AM</i>	<i>EP</i>	<i>LB</i>	<i>OD</i>	<i>Total</i>	<i>AM</i>	<i>EP</i>	<i>LB</i>	<i>OD</i>	<i>Total</i>	<i>AM</i>	<i>EP</i>	<i>LB</i>	<i>OD</i>	<i>Total</i>	<i>AM</i>	<i>EP</i>	<i>LB</i>	<i>OD</i>	<i>Total</i>
Male	43	100	119	33	295	42	109	129	34	314	41	105	126	33	305	42	115	120	39	316	39	117	134	39	329
Female	37	70	79	31	217	39	75	79	29	222	41	80	76	27	224	40	76	86	29	231	47	83	77	28	235
TOTAL	80	170	198	64	512	81	184	208	63	536	82	185	202	60	529	82	191	206	68	547	86	200	211	67	564

* Includes Paul L. Foster SOM

**TEXAS TECH UNIVERSITY HEALTH SCIENCES CENTER
SCHOOLS OF MEDICINE - RESIDENT DISTRIBUTION
SEPTEMBER 1, 2011**

DESCRIPTION	AMARILLO	EL PASO*	LUBBOCK	ODESSA	TOTAL
Anesthesiology	0	6	16	0	22
Pain Management	0	0	7	0	7
Dermatology	0	0	9	0	9
Emergency Medicine	0	30	0	0	30
Family Medicine	20	26	26	21	93
Sports Medicine	0	0	2	0	2
Geriatric Medicine	0	0	1	0	1
Internal Medicine	37	45	35	36	153
Cardiology	0	0	6	0	6
Nephrology	0	0	4	0	4
Oncology	0	0	1	0	1
Pulmonary/Critical Care	0	0	2	0	2
Neurology	0	0	2	0	2
Obstetrics/Gynecology	13	14	14	10	51
Ophthalmology	0	0	9	0	9
Orthopaedics	0	0	15	0	15
Pathology	0	0	3	0	3
Pediatrics	16	41	22	0	79
Psychiatry	0	12	12	0	24
Radiology	0	8	0	0	8
Surgery	0	18	21	0	39
Urology	0	0	4	0	4
TOTALS	86	200	211	67	564

* Includes Paul L. Foster SOM

**Selected Enrollment Statistics for Residency Programs
School of Pharmacy
As of September 1st**

<i>Ethnicity</i>	2007					2008					2009					2010					2011				
	AM	AB	LB	DA	TOTAL	AM	AB	LB	DA	TOTAL	AM	AB	LB	DA	TOTAL	AM	AB	LB	DA	TOTAL	AM	AB	LB	DA	TOTAL
White	2	0	3	8	13	3	2	2	0	7	4	3	1	4	12	3	4	1	1	9	4	1	2	1	8
Black	0	0	0	2	2	2	0	1	2	5	0	0	0	0	0	1	1	0	0	2	1	0	0	0	1
American Indian	0	0	0	0	0	0	0	0	0	0	0	0	0	0	0	0	0	0	0	0	0	0	0	0	0
Hispanic	0	0	1	0	1	0	0	0	0	0	0	0	1	1	2	1	0	2	0	3	2	0	0	0	2
Asian/Pac Islander	0	0	1	3	4	0	0	1	2	3	0	0	1	1	2	0	1	0	1	2	1	1	0	1	3
Other	0	0	0	0	0	0	0	0	0	0	0	0	0	0	0	0	0	0	2	2	0	0	0	0	0
TOTAL	2	0	5	13	20	5	2	4	4	15	4	3	3	6	16	5	6	3	4	18	8	2	2	2	14
<i>Sex</i>	AM	AB	LB	DA	TOTAL	AM	AB	LB	DA	TOTAL	AM	AB	LB	DA	TOTAL	AM	AB	LB	DA	TOTAL	AM	AB	LB	DA	TOTAL
Male	2	0	0	3	5	2	0	0	1	3	2	0	0	1	3	1	2	0	1	4	6	0	1	0	7
Female	0	0	5	10	15	3	2	4	3	12	2	3	3	5	13	4	4	3	3	14	2	2	1	2	7
TOTAL	2	0	5	13	20	5	2	4	4	15	4	3	3	6	16	5	6	3	4	18	8	2	2	2	14

**TEXAS TECH UNIVERSITY HEALTH SCIENCES CENTER
SCHOOL OF PHARMACY - RESIDENT DISTRIBUTION
SEPTEMBER 1, 2011**

DESCRIPTION	AMARILLO	ABILENE	LUBBOCK	DALLAS/FW	TOTAL
Ambulatory Care	0	0	0	0	0
Community Practice	1	0	0	0	1
Critical Care	0	0	0	0	0
Geriatrics	0	0	0	0	0
Hem/Onc	0	0	0	0	0
Internal Medicine	0	0	0	0	0
Pediatrics	1	0	0	0	1
Pharmacotherapy	6	0	1	0	7
Pharmacy Practice	0	2	1	2	5
Psychiatry	0	0	0	0	0
TOTALS	8	2	2	2	14

PERSONNEL

**TEXAS TECH UNIVERSITY HEALTH SCIENCES CENTER
FULL-TIME FACULTY AND STAFF HISTORY
DEMOGRAPHICS
Fall 2007 to Fall 2011**

		Fall 2007		Fall 2008		Fall 2009		Fall 2010		Fall 2011	
FULL-TIME STAFF EMPLOYEES		Headcount	Percent	Headcount	Percent	Headcount	Percent	Headcount	Percent	Headcount	Percent
Total Full-time Staff Employees:		3,197	100.00%	3,414	100.00%	3,558	100.00%	3,613	100.00%	3,509	100.00%
Gender	Male	743	23.24%	791	23.17%	825	23.19%	855	23.66%	851	24.25%
	Female	2,454	76.76%	2,623	76.83%	2,733	76.81%	2,758	76.34%	2,658	75.75%
Ethnicity	White	1,831	57.27%	1,881	55.10%	1,903	53.48%	1,909	52.84%	1,853	52.81%
	Black	114	3.57%	116	3.40%	129	3.63%	132	3.65%	123	3.50%
	Hispanic	1,142	35.72%	1,288	37.73%	1,385	38.92%	1,414	39.14%	1,379	39.30%
	Asian / Pacific Islander	87	2.72%	108	3.15%	118	3.32%	133	3.68%	130	3.70%
	American Indian / Alaskan Native	23	0.72%	21	0.62%	23	0.65%	24	0.66%	21	0.60%
	Multiple	0	0.00%	0	0.00%	0	0.00%	1	0.03%	3	0.09%
FULL-TIME FACULTY EMPLOYEES		Headcount	Percent	Headcount	Percent	Headcount	Percent	Headcount	Percent	Headcount	Percent
Total Full-time Faculty Employees:		704	100.00%	753	100.00%	850	100.00%	875	100.00%	861	100.00%
Gender	Male	418	59.37%	430	57.10%	462	54.35%	476	54.40%	468	54.36%
	Female	286	40.63%	323	42.90%	388	45.65%	399	45.60%	393	45.64%
Ethnicity	White	494	70.18%	533	70.78%	597	70.24%	604	69.03%	574	66.67%
	Black	21	2.98%	24	3.19%	25	2.94%	26	2.97%	30	3.48%
	Hispanic	94	13.35%	94	12.48%	113	13.29%	129	14.74%	125	14.52%
	Asian / Pacific Islander	93	13.21%	100	13.28%	113	13.29%	113	12.92%	128	14.87%
	American Indian / Alaskan Native	2	0.28%	2	0.27%	2	0.24%	3	0.34%	4	0.46%

SOURCE: Fall 2011 figures were taken from Texas Tech's Banner System on October 05, 2011.

NOTE: Full-time faculty count excludes Academic Administrators (Deans) with faculty titles.

TEXAS TECH UNIVERSITY HEALTH SCIENCES CENTER
FULL-TIME FACULTY AND STAFF HISTORY
HEADCOUNT BY CAMPUS
Fall 2007 to Fall 2011

FACULTY		Fall 2007	Fall 2008	Fall 2009	Fall 2010	Fall 2011
Campus	Abilene	0	11	18	24	28
	Amarillo	127	112	118	129	128
	Correctional Health Care	0	0	0	0	0
	Dallas	0	15	21	17	18
	El Paso	145	168	203	240	243
	Lubbock	382	389	428	400	384
	Midland	0	0	8	8	8
	Odessa	50	58	54	57	52
Faculty Totals		704	753	850	875	861

STAFF		Fall 2007	Fall 2008	Fall 2009	Fall 2010	Fall 2011
Campus	Abilene	0	13	13	19	22
	Amarillo	720	745	499	506	500
	Correctional Health Care	0	0	597	603	569
	Dallas	0	8	9	7	6
	El Paso	628	732	770	793	816
	Lubbock	1,617	1,674	1,418	1,421	1,383
	Midland	0	0	3	3	3
	Odessa	232	242	249	261	210
Staff Totals		3,197	3,414	3,558	3,613	3,509

FACULTY & STAFF		Fall 2007	Fall 2008	Fall 2009	Fall 2010	Fall 2011
Campus	Abilene	0	24	31	43	50
	Amarillo	847	857	617	635	628
	Correctional Health Care	0	0	597	603	569
	Dallas	0	23	30	24	24
	El Paso	773	900	973	1,033	1,059
	Lubbock	1,999	2,063	1,846	1,821	1,767
	Midland	0	0	11	11	11
	Odessa	282	300	303	318	262
Faculty & Staff Totals		3,901	4,167	4,408	4,488	4,370

SOURCE: Fall 2011 figures were taken from Texas Tech's Banner System on October 05, 2011.

The staff figures above include the distribution of Academic Administrators (Deans) in their respective locations, although Academic Administrators are actually counted as staff group in the President's Division in the Affirmative Action Plan.

**TEXAS TECH UNIVERSITY HEALTH SCIENCES CENTER
ALL CENTERS
FULL-TIME FACULTY
Fall 2011**

	GENDER			ETHNICITY				
	TOTAL	MALE	FEMALE	WHITE	BLACK	HISPANIC	ASIAN/PI	AI/AN
Administration	1	1	0	1	0	0	0	0
Paul L. Foster School of Medicine	236	146	90	118	10	74	33	1
Gayle Greve Hunt School of Nursing	7	1	6	3	0	4	0	0
School of Allied Health Sciences	72	38	34	63	0	4	5	0
School of Medicine	352	233	119	244	14	29	63	2
School of Nursing	88	1	87	77	2	6	3	0
School of Pharmacy	105	48	57	68	4	8	24	1
<i>Full-time Faculty Totals:</i>	861	468	393	574	30	125	128	4

NOTE: Full-time faculty count excludes 21 Academic Administrators (Deans). They are counted as a group in (02) Academic Administration Staff in the President's Division in the Affirmative Action.

SOURCE: Fall 2011 figures were taken from Texas Tech's Banner System on October 05, 2011.

**TEXAS TECH UNIVERSITY HEALTH SCIENCES CENTER
FULL-TIME FACULTY COUNT BY CAMPUS AND SCHOOL
Fall 2011**

ABILENE CAMPUS	GENDER			ETHNICITY				
	TOTAL	MALE	FEMALE	WHITE	BLACK	HISPANIC	ASIAN/PI	AI/AN
School of Nursing	4	0	4	4	0	0	0	0
School of Pharmacy	24	7	17	16	1	2	5	0
<i>Abilene Campus Totals</i>	28	7	21	20	1	2	5	0

AMARILLO CAMPUS	GENDER			ETHNICITY				
	TOTAL	MALE	FEMALE	WHITE	BLACK	HISPANIC	ASIAN/PI	AI/AN
School of Allied Health Sciences	4	1	3	4	0	0	0	0
School of Pharmacy	53	29	24	33	2	2	16	0
School of Medicine	71	47	24	43	7	4	17	0
<i>Amarillo Campus Totals</i>	128	77	51	80	9	6	33	0

DALLAS CAMPUS	GENDER			ETHNICITY				
	TOTAL	MALE	FEMALE	WHITE	BLACK	HISPANIC	ASIAN/PI	AI/AN
School of Pharmacy	18	7	11	11	1	3	2	1
<i>Dallas Campus Totals</i>	18	7	11	11	1	3	2	1

EL PASO CAMPUS	GENDER			ETHNICITY				
	TOTAL	MALE	FEMALE	WHITE	BLACK	HISPANIC	ASIAN/PI	AI/AN
Gayle Greve Hunt School of Nursing	7	1	6	3	0	4	0	0
Paul L. Foster School of Medicine	236	146	90	118	10	74	33	1
<i>El Paso Campus Totals</i>	243	147	96	121	10	78	33	1

LUBBOCK CAMPUS	GENDER			ETHNICITY				
	TOTAL	MALE	FEMALE	WHITE	BLACK	HISPANIC	ASIAN/PI	AI/AN
Administration	1	1	0	1	0	0	0	0
School of Allied Health Sciences	57	29	28	51	0	2	4	0
School of Medicine	241	156	85	176	4	20	39	2
Anita Thigpen Perry School of Nursing	75	1	74	64	2	6	3	0
School of Pharmacy	10	5	5	8	0	1	1	0
<i>Lubbock Campus Totals</i>	384	192	192	300	6	29	47	2

MIDLAND CAMPUS	GENDER			ETHNICITY				
	TOTAL	MALE	FEMALE	WHITE	BLACK	HISPANIC	ASIAN/PI	AI/AN
School of Allied Health Sciences	8	5	3	7	0	1	0	0
<i>Midland Campus Totals</i>	8	5	3	7	0	1	0	0

ODESSA CAMPUS	GENDER			ETHNICITY				
	TOTAL	MALE	FEMALE	WHITE	BLACK	HISPANIC	ASIAN/PI	AI/AN
School of Allied Health Sciences	3	3	0	1	0	1	1	0
School of Medicine	40	30	10	25	3	5	7	0
School of Nursing	9	0	9	9	0	0	0	0
<i>Odessa Campus Total</i>	52	33	19	35	3	6	8	0

All CAMPUSES	GENDER			ETHNICITY				
	TOTAL	MALE	FEMALE	WHITE	BLACK	HISPANIC	ASIAN/PI	AI/AN
Full-Time Faculty - OVERALL TOTALS	861	468	393	574	30	125	128	4

NOTE: Full-time faculty count excludes 21 Academic Administrators (Deans). They are counted as a group in (02) Academic Administration staff in the President's Division in the Affirmative Action Plan. Correctional Managed Health Care faculty are not shown.

**TEXAS TECH UNIVERSITY HEALTH SCIENCES CENTER
FULL-TIME STAFF BY CAMPUS
Fall 2011**

	GENDER			ETHNICITY					
	TOTAL	MALE	FEMALE	WHITE	BLACK	HISPANIC	ASIAN/PI	AI/AN	MULTIPLE
ABILENE CAMPUS	22	9	13	18	0	2	2	0	0
AMARILLO CAMPUS	500	104	396	363	19	84	29	4	1
CORRECTIONAL HEALTH	569	137	432	432	39	87	7	4	0
DALLAS CAMPUS	6	2	4	3	2	1	0	0	0
EL PASO CAMPUS	816	185	631	68	6	711	27	4	0
LUBBOCK CAMPUS	1,383	380	1,003	879	47	386	62	7	2
MIDLAND CAMPUS	3	0	3	3	0	0	0	0	0
ODESSA CAMPUS	210	34	176	87	10	108	3	2	0
Full-time Staff Totals:	3,509	851	2,658	1,853	123	1,379	130	21	3

NOTES:

1. The breakout above includes the distribution of Academic Administrators (Deans) in their respective locations, although Academic Administrators are actually counted as staff group (02) in the President's Division in the Affirmative Action Plan (AAP). There are 21 Academic Administrators (Deans) in Fall, 2011.
2. Correctional Managed Health Care staff are included in either Amarillo and Lubbock totals due to the organization's administrative structure, although the actual work locations of these staff vary.
3. Employees attached to the Texas Tech University System are counted in that section of TTU's Affirmative Action Plan and are not reflected in the above totals.

SOURCE: Fall 2011 figures were taken from Texas Tech's Banner System on October 05, 2011.

TEXAS TECH UNIVERSITY HEALTH SCIENCES CENTER

**FIVE YEAR HISTORY
BUDGETED FTE'S BY CAMPUS**

CAMPUS	FY 2008	FY 2009	FY 2010	FY 2011	FY 2012
Lubbock	2,146	2,246	2,460	2,430	2,343
Amarillo	707	697	783	734	724
El Paso	1,228	1,262	1,401	1,493	1,496
Permian Basin	382	407	423	443	394
Dallas *	-	25	27	26	24
Abilene *	-	28	36	45	58
Correctional MHC	809	845	846	839	586
TOTAL	5,272	5,510	5,976	6,010	5,625

* Prior to FY 2009, Abilene and Dallas were included in Amarillo.

**TEXAS TECH UNIVERSITY HEALTH SCIENCES CENTER
BUDGETED FTE DETAIL BY CAMPUS / BY SCHOOL
FY 2012**

CAMPUS	LUBBOCK	AMARILLO	EL PASO	PERMIAN BASIN	DALLAS	ABILENE	CMHC	TOTAL
Institutional	531.14	99.01	133.44	41.29	2.00	2.81		809.69
Correctional MHC							586.19	586.19
Rural Health	46.57							46.57
Research	29.96	3.15				2.72		35.83
Allied Health Sciences	109.38	5.81		17.51				132.70
Graduate School	28.19							28.19
Medicine	1,398.60	460.44		324.16				2,183.20
PLF SOM			1,346.10					1,346.10
Nursing	192.29			11.50		3.50		207.29
GGH SON			16.49					16.49
Pharmacy	7.05	155.35			22.25	48.48		233.13
TOTAL	2,343.18	723.76	1,496.03	394.46	24.25	57.51	586.19	5,625.38

**TEXAS TECH UNIVERSITY HEALTH SCIENCES CENTER
EMPLOYEE HEADCOUNT BY CAMPUS**

CAMPUS	Full Time	Part Time	TOTAL
Lubbock	2,008	817	2,825
Amarillo	643	165	808
El Paso	1,267	184	1,451
Permian Basin	381	69	450
Abilene	51	20	71
Dallas	24	1	25
Correctional MHC/Units	654	22	676
TOTALS	5,028	1,278	6,306

Source: Banner System as of 10/03/11.
This count includes all faculty, staff, residents,
working retirees, recurrent faculty, and student employees.

LIBRARY

**LIBRARIES OF THE HEALTH SCIENCES CENTER
INVENTORY**

PRESTON SMITH LIBRARY OF THE HEALTH SCIENCES, LUBBOCK

	Fall 2008		Fall 2009		Fall 2010		Fall 2011	
Bound Volumes	178,413	\$17,027,742.33	181,242	\$18,757,088.03	184,622	\$20,032,278.61	185,743	\$20,159,950.00
A-V Material	8,202	\$498,725.86	8,373	\$505,544.03	8,652	\$521,585.44	8,283	\$467,085.00
TOTAL - Lubbock		\$17,526,468.19		\$19,262,632.06		\$20,553,864.05		\$20,627,035.00

HARRINGTON LIBRARY OF THE HEALTH SCIENCES, AMARILLO

	Fall 2008		Fall 2009		Fall 2010		Fall 2011	
Bound Volumes	54,048	\$5,371,175.56	54,511	\$5,520,918.65	54,511	\$5,520,918.65	55,793	\$5,659,023.00
A-V Material	3,080	165,688.47	3,193	168,434.13	3,290	174,699.54	3,357	178,365.00
TOTAL - Amarillo		\$5,536,864.03		\$5,689,352.78		\$5,695,618.19		\$5,837,388.00

DELIA MONTES-GALLO LIBRARY OF THE HEALTH SCIENCES, EL PASO

	Fall 2008		Fall 2009		Fall 2010		Fall 2011	
Bound Volumes	46,418	\$3,344,072.63	47,141	\$3,464,361.63	48,043	\$3,582,126.53	46,059	\$3,348,432.00
A-V Material	2,721	100,595.19	2,964	108,938.13	3,154	117,700.53	3,200	118,214.00
TOTAL – El Paso		\$3,444,667.82		\$3,573,299.76		\$3,699,827.06		\$3,466,646.00

LIBRARY OF THE HEALTH SCIENCES, ODESSA

	Fall 2008		Fall 2009		Fall 2010		Fall 2011	
Bound Volumes	31,046	\$2,250,311.71	31,340	\$2,282,181.97	31,695	\$2,366,528.95	32,162	\$2,455,714.00
A-V Material	2,671	117,402.41	2,721	118,689.34	2,355	94,579.97	2,189	74,748.00
TOTAL - Odessa		\$2,367,714.12		\$2,400,871.31		\$2,461,108.92		\$2,530,462.00

TOTAL		\$28,875,714.16		\$30,926,155.91		\$32,410,418.22		\$32,461,531.00
--------------	--	-----------------	--	-----------------	--	-----------------	--	-----------------

**LIBRARIES OF THE HEALTH SCIENCES CENTER
E-RESOURCE STATISTICS**

Since all electronic items are for use throughout the TTUHSC system, they are not rationalized to specific campuses, but rather are reported for all sites.

	Fall 2008		Fall 2009		Fall 2010		Fall 2011	
E-books	35,678	\$27,902.29	42,778	\$70,452.25	42,152	\$149,047.90	48,437	\$228,315.00
E-journals	18,727	\$427,760.80	19,735	\$1,702,094.77	22,804	\$2,074,285.07	25,645	\$2,103,895.00
E-databases	519	\$271,477.78	566	\$421,377.74	595	\$470,270.06	599	\$583,832.00
TOTAL		\$727,140.87		\$2,193,924.67		\$2,693,603.03		\$2,916,042.00
GRAND TOTAL		\$29,602,855.03		\$33,120,080.58		\$35,104,021.25		\$35,377,573.00

FINANCIAL

Texas Tech University Health Sciences Center
Revenues
Fiscal Years 2009 - 2011

	FY 2009	%	FY 2010	%	FY 2011	%
Revenues:						
Net Tuition and Fees	23,789,200	4%	30,363,005	4%	32,814,666	5%
State Appropriations	179,357,260	31%	199,209,471	29%	210,150,508	30%
Grants, Contracts						
Federal	17,504,344	3%	31,736,618	5%	30,406,451	4%
State	7,416,952	1%	9,341,589	1%	10,886,550	1%
Local	69,357,520	12%	67,116,616	10%	50,809,836	7%
Private	63,845,445	11%	66,299,411	10%	82,706,500	12%
Gifts	9,337,442	2%	8,089,734	1%	4,393,793	1%
Net Professional Fees	207,710,625	36%	224,166,627	33%	238,309,852	33%
Sales and Services	10,425,603	2%	9,048,356	1%	10,095,911	1%
Investment Income	(22,134,906)	-4%	27,162,522	4%	26,395,298	4%
Other Income	8,952,881	2%	11,193,493	2%	15,358,086	2%
TOTAL Revenues	575,562,366	100%	683,727,442	100%	712,327,451	100%

Includes TTUHSC's portion of the Texas Tech Foundation

Texas Tech University Health Sciences Center
Expenditures and Net Transfers
Fiscal Years 2009 - 2011

	FY 2009	%	FY 2010	%	FY 2011	%
Expenses & Net Transfers:						
Personnel Costs	399,190,253	67%	433,199,888	68%	440,605,463	67%
Professional Fees	58,279,381	10%	64,437,247	10%	61,902,044	9%
Supplies and Materials	26,707,042	5%	29,857,962	5%	30,736,517	5%
Communications and Utilities	14,457,233	2%	15,414,725	2%	16,635,838	2%
Maintenance and Repairs	14,033,317	2%	11,534,413	2%	11,120,132	2%
Rentals and Leases	3,069,453	1%	3,348,967	1%	4,009,160	1%
Interest Expense	6,323,973	1%	5,940,244	1%	6,099,920	1%
Depreciation	17,540,484	3%	22,241,013	3%	26,602,072	4%
Capital Items Expensed	14,080,800	2%	14,039,803	2%	12,142,964	2%
Other Operating Expenses	33,014,924	6%	33,617,960	5%	36,873,074	6%
Net Transfers to Other Agencies	6,826,678	1%	4,965,559	1%	6,154,174	1%
TOTAL Expenses & Net Transfers	593,523,538	100%	638,597,781	100%	652,881,358	100%

Includes TTUHSC's portion of the Texas Tech Foundation

Texas Tech University Health Sciences Center
 Endowment
 Fiscal Years 2009 - 2011

	FY 2009	FY 2010	FY 2011
Permanent Funds	91,288,479	95,737,909	99,172,160
Funds Functioning as Endowments	24,608,294	26,676,956	29,295,630
Sub-total	115,896,773	122,414,865	128,467,790
Texas Tech Foundation, Inc.	69,139,367	76,496,412	80,912,887
Sub-total	185,036,140	198,911,277	209,380,677
Funds Held in Trust	52,028,947	54,386,446	57,618,569
TOTAL TTUHSC Endowment	237,065,087	253,297,723	266,999,246

**TEXAS TECH UNIVERSITY HEALTH SCIENCES CENTER
OPERATING BUDGET HISTORY**

Fiscal Year	Education & General Funds	HEAF Funds	Designated Funds	Auxiliary Funds	Restricted Funds	Total Expense Budget	% General Revenue
2012	\$164,593,545	\$16,973,569	\$298,764,074	\$765,495	\$190,000,000	\$671,096,683	24.9%
2011	\$174,636,438	\$16,973,569	\$284,050,516	\$526,811	\$208,000,000	\$685,187,334	26.8%
2010	\$172,287,360	\$15,852,989	\$280,530,678	\$496,115	\$207,000,000	\$676,167,142	27.1%
2009	\$147,603,343	\$15,996,234	\$258,949,704	\$462,513	\$187,000,000	\$610,011,794	25.2%
2008	\$164,742,376	\$17,849,441	\$226,957,515	\$523,307	\$176,000,000	\$586,072,639	30.4%
2007	\$120,201,903	\$11,899,627	\$196,466,670	\$501,405	\$159,000,000	\$488,069,605	25.5%
2006	\$119,215,093	\$11,899,627	\$172,052,645	\$469,600	\$157,800,000	\$461,436,965	26.6%
2005	\$104,862,274	\$7,735,000	\$157,930,896	\$476,600	\$150,100,000	\$421,104,770	24.7%
2004	\$103,935,008	\$7,735,000	\$145,191,013	\$472,000	\$151,500,000	\$408,833,021	25.2%
2003	\$102,918,926	\$7,735,000	\$138,969,488	\$462,000	\$149,000,000	\$399,085,414	25.5%
2002	\$97,035,285	\$7,735,000	\$132,878,199	\$510,000	\$141,858,550	\$380,017,034	25.7%
2001	\$86,847,959	\$7,735,000	\$122,218,290	\$419,527	\$132,908,618	\$350,129,394	24.7%
2000	\$84,448,672	\$7,735,000	\$112,470,831	\$452,131	\$129,640,821	\$334,747,455	25.2%
1999	\$75,921,831	\$7,735,000	\$105,342,638	\$443,260	\$121,575,000	\$311,017,729	24.3%
1998	\$73,388,402	\$7,735,000	\$102,554,716	\$494,187	\$120,231,392	\$304,403,697	24.5%
1997	\$65,864,727	\$7,735,000	\$99,216,861	\$414,538	\$104,547,523	\$277,778,649	24.3%
1996	\$64,023,225	\$7,735,000	\$94,897,903	\$442,654	\$87,412,700	\$254,511,482	26.7%
1995	\$59,814,123	\$4,333,333	\$88,193,068	\$317,928	\$45,418,000	\$198,076,452	29.3%
1994	\$54,356,679	\$4,333,333	\$85,449,141	\$315,178	\$39,527,000	\$183,981,331	30.0%
1993	\$51,444,464	\$4,333,333	\$76,210,340	\$284,861	\$29,898,000	\$162,170,998	31.4%

**TEXAS TECH UNIVERSITY HEALTH SCIENCES CENTER
OPERATING BUDGET HISTORY BY CAMPUS**

Fiscal Year	Lubbock	Amarillo	El Paso	Permian Basin	Abilene	Dallas	Restricted E&G**	Correctional	Total
2012	\$267,666,707	\$70,256,385	\$158,023,021	\$35,010,173	\$5,311,077	\$2,813,266	\$38,016,054	\$94,000,000	\$671,096,683
2011	\$269,843,756	\$66,747,138	\$158,707,540	\$40,118,360	\$3,925,210	\$2,611,777	\$33,863,200	\$108,370,353	\$684,187,334
2010	\$268,385,414	\$70,629,211	\$149,012,894	\$41,608,047	\$3,487,789	\$2,685,833	\$32,585,725	\$107,772,229	\$676,167,142
2009 *	\$237,896,905	\$64,145,887	\$129,047,262	\$40,086,380	\$3,453,487	\$2,467,927	\$32,517,728	\$100,396,218	\$610,011,794
2008	\$225,631,175	\$64,861,265	\$127,349,833	\$35,891,098			\$34,729,899	\$97,609,369	\$586,072,639
2007	\$200,671,802	\$52,745,445	\$92,846,008	\$28,306,241			\$26,393,075	\$87,107,034	\$488,069,605
2006	\$181,405,852	\$54,789,810	\$83,157,924	\$29,977,883			\$26,196,563	\$85,908,933	\$461,436,965
2005	\$170,395,425	\$49,616,720	\$76,097,971	\$24,351,027			\$16,258,753	\$84,384,874	\$421,104,770
2004	\$164,203,421	\$44,549,294	\$75,878,051	\$23,818,167			\$16,102,330	\$84,281,758	\$408,833,021
2003	\$161,940,936	\$44,403,460	\$73,040,811	\$22,826,350			\$16,957,639	\$79,916,218	\$399,085,414
2002	\$152,543,538	\$41,604,826	\$71,208,406	\$22,680,716			\$12,585,942	\$79,393,606	\$380,017,034
2001	\$140,643,837	\$35,447,024	\$64,795,890	\$22,412,934			\$12,729,709	\$74,100,000	\$350,129,394
2000	\$132,702,423	\$33,283,030	\$59,992,822	\$22,002,897			\$12,666,283	\$74,100,000	\$334,747,455
1999	\$130,470,980	\$40,003,669	\$56,773,488	\$19,687,736			\$11,166,962	\$52,914,894	\$311,017,729
1998	\$131,627,034	\$39,135,877	\$55,639,611	\$17,957,601			\$10,043,574	\$50,000,000	\$304,403,697
1997	\$113,296,502	\$33,740,170	\$52,931,791	\$17,210,069			\$9,264,789	\$51,335,328	\$277,778,649
1996	\$107,944,773	\$31,567,730	\$48,363,699	\$15,533,314			\$9,078,351	\$42,023,615	\$254,511,482
1995	\$101,703,831	\$21,818,269	\$44,258,745	\$11,230,974			\$5,324,333	\$13,740,300	\$198,076,452
1994	\$94,951,885	\$21,694,258	\$36,855,972	\$10,606,643			\$5,245,100	\$14,627,473	\$183,981,331
1993	\$85,773,800	\$18,113,255	\$35,931,984	\$8,613,796			\$5,014,498	\$8,723,665	\$162,170,998

* Prior to FY 2009, School of Medicine Abilene Budget is included in Lubbock, and School of Pharmacy Abilene and Dallas budgets are included in Amarillo.

** Includes E&G Staff Benefits, TPEG, Medical Loans, Tuition Revenue Bonds and HEAF.

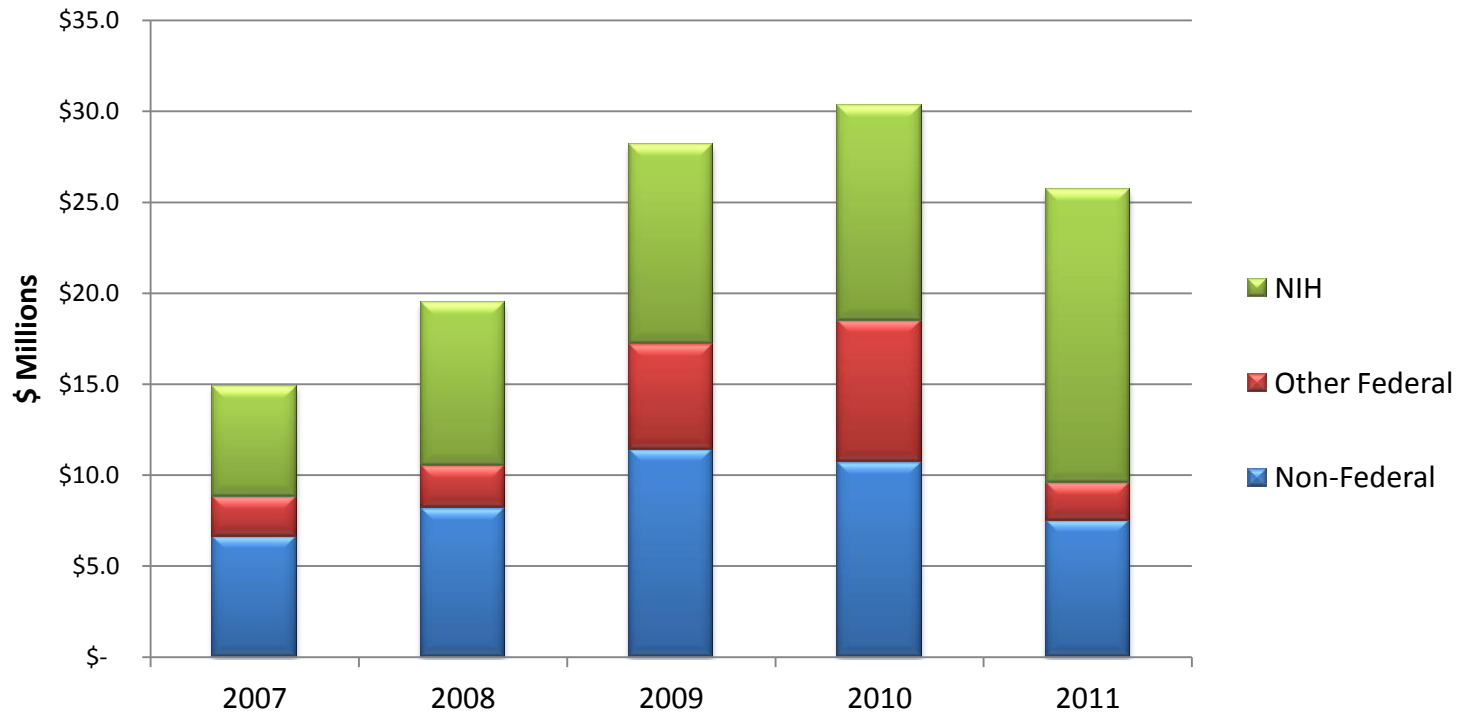
**TEXAS TECH UNIVERSITY HEALTH SCIENCES CENTER
BUDGET BY CAMPUS/SCHOOL SUMMARY
FISCAL YEAR 2012**

School/Campus	Lubbock	Amarillo	Permian Basin	El Paso	Abilene	Dallas	Restricted E & G*	Correctional	Total
Institutional	57,624,476	5,178,142	2,552,361	9,301,886	434,570	130,735	0	0	75,222,170
Restricted E & G	0	0	0	0	0	0	38,016,054	0	38,016,054
Correctional MHC	0	0	0	0	0	0	0	94,000,000	94,000,000
Research	3,241,326	85,900	0	0	85,000	0	0	0	3,412,226
Rural Health	5,902,125	0	0	0	0	0	0	0	5,902,125
Allied Health Sci.	10,214,502	455,297	1,682,866	0	0	0	0	0	12,352,665
Grad School	1,544,305	0	0	0	0	0	0	0	1,544,305
Medicine	170,264,728	46,828,028	29,433,434	0	0	0	0	0	246,526,190
PLF SOM	0	0	0	147,212,919	0	0	0	0	147,212,919
Nursing	18,230,472	0	1,341,512	0	552,475	0	0	0	20,124,459
GGH SON	0	0	0	1,508,216	0	0	0	0	1,508,216
Pharmacy	644,773	17,709,018	0	0	4,239,032	2,682,531	0	0	25,275,354
TOTAL	267,666,707	70,256,385	35,010,173	158,023,021	5,311,077	2,813,266	38,016,054	94,000,000	671,096,683

* Includes Medical Loans, TPEG, Staff Benefits, Tuition Revenue Bonds, and HEAF

RESEARCH

TTUHSC Research Awards

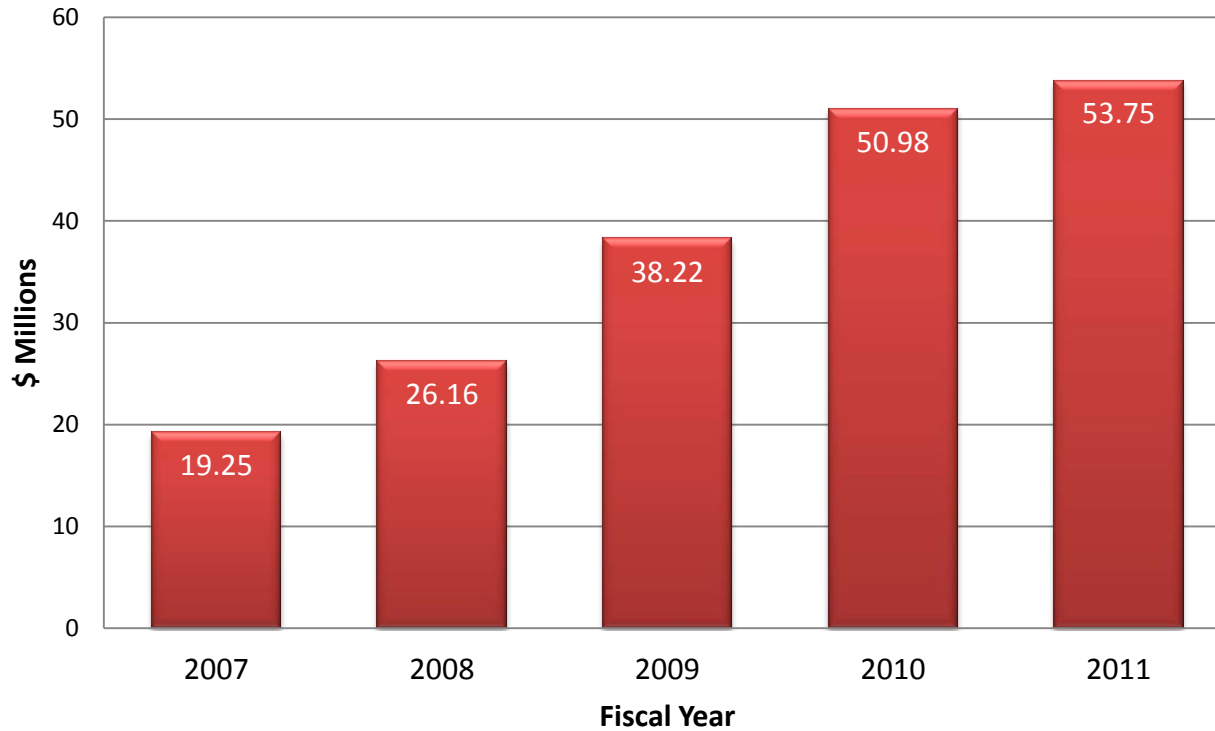


In Millions	2007	2008	2009	2010	2011
NIH	6.1	9.0	11.0	11.8	16.1
Other Federal	2.2	2.3	5.8	7.8	2.1
Non-Federal	6.6	8.2	11.4	10.7	7.5
TOTAL	14.9	19.5	28.2	30.3	25.7

Other Federal includes HRSA, Dept. of Defense, CDC, FDA

Non-Federal includes CPRIT, other State agencies, and private organizations such as American Cancer Society, American Heart Association, etc.

TTUHSC Research Expenditures



Research Expenditures include all expenses related to research that are paid from any source, including both internal and external sources. Excludes Indirect Costs.

SPACE

**Texas Tech University Health Sciences Center
Facilities Inventory Report (Owned Buildings)
Fall 2011**

Campus / Site	Building Number	Building Name	Gross Area (sf)
Lubbock	1000	Texas Tech University Health Sciences Center	901,622
Lubbock	1001	Preston Smith Library / Conference Center	99,918
Lubbock	1002	Academic Classroom Building	63,989
Lubbock	1003	TTUHSC Physicians Medical Pavilion	142,711
Lubbock	1004	Crematory / Incinerator Building	1,512
Lubbock	1005	International Pain Center	12,742
Lubbock	1201	Texas Tech Medical Center SW - Fast Track Center	3,702
Lubbock	1202	Texas Tech Medical Center SW - Medical Office Building	43,796
Lubbock	1203	Texas Tech Medical Center SW - Averitt	7,152
Lubbock	1204	Texas Tech Medical Center SW - Institute of Forensic Sciences	16,335
Lubbock	1205	Texas Tech Medical Center SW - Maintenance & Operations Building	6,054
Lubbock	1301	Larry Combest Community Health & Wellness Center	6,541
TOTAL-Lubbock			1,306,074
Amarillo	2000	School of Medicine and Allied Health Sciences	194,175
Amarillo	2001	School of Pharmacy	105,256
Amarillo	2002	Women's Health and Research Institute	72,684
Amarillo	2004	Facilities / Operations Building	3,659
Amarillo	2005	Amarillo Research Building	46,589
Amarillo	2006	School of Pharmacy Academic Center	23,508
TOTAL-Amarillo			445,871
El Paso	3000	TTUHSC-Academic and Education Center	67,992
El Paso	3001	Texas Tech Medical Center	173,839
El Paso	3002	TTUHSC-El Paso Warehouse	3,037
El Paso	3003	Administrative Support Bldg.	14,260
El Paso	3004	Administrative Support Bldg. Annex	3,079
El Paso	3005	Medical Science Building - I	95,118
El Paso	3006	Medical Education Building	119,489
El Paso	3007	Research Annex Building	5,011
TOTAL-El Paso			481,825
Odessa	4000	Texas Tech University Health Sciences Center	66,172
Odessa	4001	Texas Tech Health Center	82,532
Odessa	4051	Old Church Bldg. - Storage	2,449
Midland	5001	Aaron Medical Science Building	27,353
Midland	5002	Jenna Welch Women's Center / Internal Medicine	35,335
TOTAL-Permian Basin			213,841
Abilene	6000	School of Pharmacy	39,837
TOTAL-Abilene			39,837
TTUHSC TOTAL:			2,487,448

LEASE OF SPACE REPORT
As of November 1, 2011

Managing Dept Location	Space Location	DEPARTMENT	FUNCTION	SQUARE FOOTAGE
Abilene	Abilene	Correctional Managed Health Care	Storage	150
		Abilene	Sub-Total	150
Amarillo	Amarillo	Correctional Managed Health Care	Office	5,084
Amarillo	Amarillo	School of Pharmacy	Office	2,436
Amarillo	Amarillo	Pediatrics	Clinic	6,968
Amarillo	Dallas	School of Pharmacy	Classroom	9,063
Amarillo	Dallas	School of Pharmacy	Classroom	7,860
Amarillo	Amarillo	SOP Museum	Storage	300
Amarillo	Amarillo	SOP Museum	Storage	300
Amarillo	Amarillo	Correctional Managed Health Care	Storage	240
Amarillo	Amarillo	Family Medicine	Storage	300
Amarillo	Amarillo	Family Medicine	Storage	209
Amarillo	Amarillo	Poison Control Ctr	Storage	150
Amarillo	Amarillo	Poison Control Ctr	Storage	150
Amarillo	Amarillo	Family Medicine	Storage	300
Amarillo	Amarillo	Family Medicine	Storage	240
Amarillo	Amarillo	Inst. Compliance	Storage	25
Amarillo	Amarillo	Laura Bush Institute	Storage	60
		Amarillo	Sub-Total	33,685
El Paso	El Paso	NeuroPsychiatry	Clinic	11,446
El Paso	Fabens	Family Medicine	Clinic	3,600
El Paso	El Paso	Pediatric Surgery	Clinic	2,059
El Paso	San Antonio	NeuroPsychiatry	Research	5,242
El Paso	El Paso	Emergency Med/SON	Admin/Classroom/Research	37,400
El Paso	El Paso	Administration	Administration	6,732
El Paso	El Paso	MPIP	Administration	10,400
El Paso	Horizon City	Pediatrics	Clinic	2,922
El Paso	El Paso	Research	Research	5,000
El Paso	El Paso	Family Medicine	Clinic	18,013
El Paso	El Paso	Pediatrics	Clinic	6,000
El Paso	El Paso	Surgery	Clinic	1,200
El Paso	Socorro	Family Medicine	Storage	200
El Paso	El Paso	Family Medicine	Storage	360
		El Paso	Sub-Total	110,574

LEASE OF SPACE REPORT
As of November 1, 2011

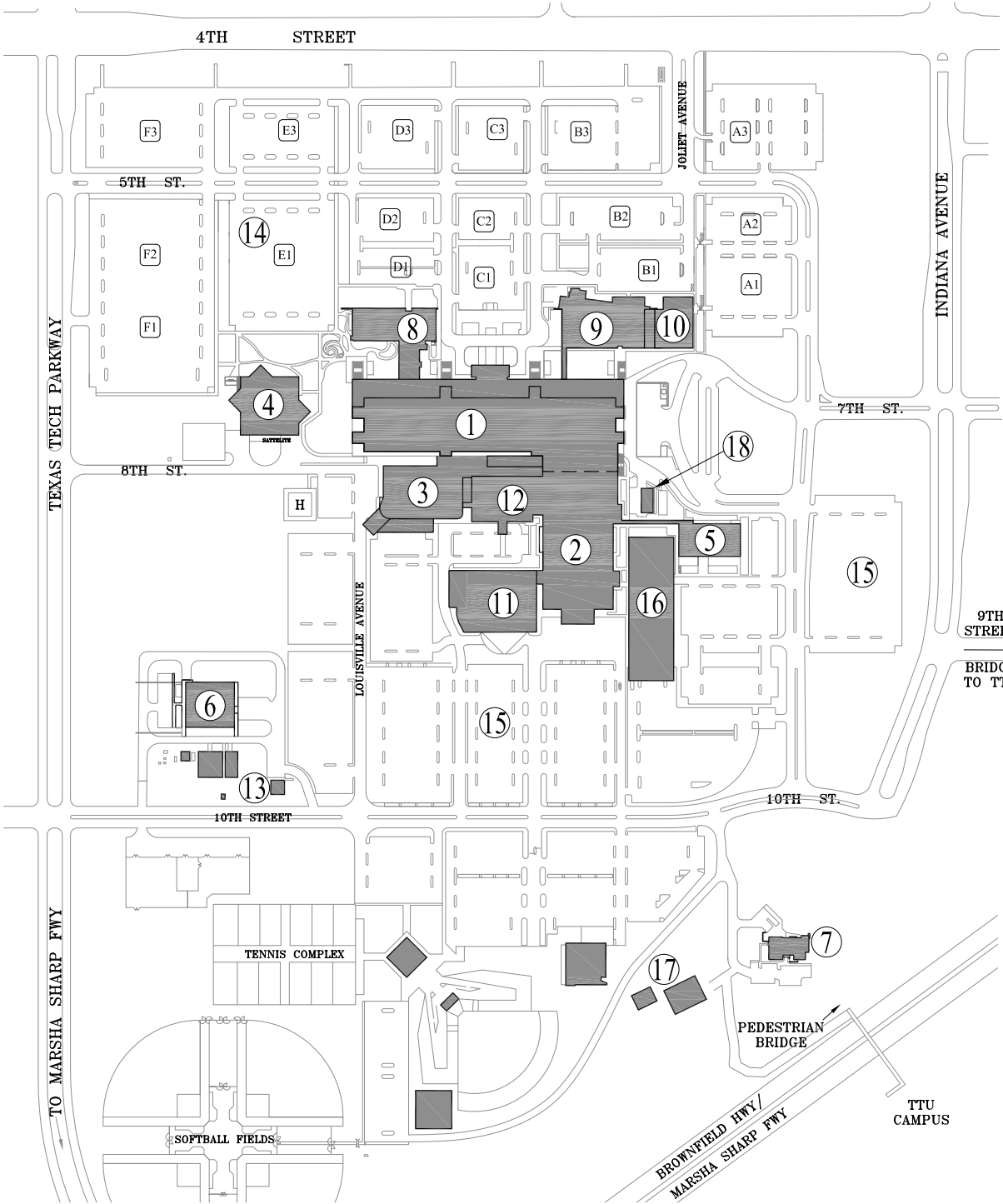
Managing Dept Location	Space Location	DEPARTMENT	FUNCTION	SQUARE FOOTAGE
Lubbock	Abilene	School of Nursing	Classroom	10,958
Lubbock	Abilene	School of Nursing	Classroom	2,370
Lubbock	Lubbock	Correctional Managed Health Care	Office	8,448
Lubbock	Lubbock	School of Nursing	Office	880
Lubbock	Lubbock	Ophthalmology	Clinic	9,344
Lubbock	Lubbock	OB/GYN	Clinic	7,010
Lubbock	Lubbock	OB/GYN	Clinic	2,214
Lubbock	Lubbock	OB/GYN	Clinic	1,369
Lubbock	Lubbock	Surgery	Clinic	1,874
Lubbock	Lubbock	Pediatrics	Clinic	2,388
Lubbock	Lubbock	Pediatrics	Clinic	1,256
Lubbock	Lubbock	Pediatrics	Clinic	7,853
Lubbock	Lubbock	Nursing Services	Clinic	1,800
Lubbock	Lubbock	Correctional Managed Health Care	Storage	200
Lubbock	Lubbock	Correctional Managed Health Care	Storage	200
Lubbock	Lubbock	School of Nursing	Storage	300
Lubbock	Lubbock	Microbiology	Storage	100
Lubbock	Lubbock	Microbiology	Storage	100
Lubbock	Lubbock	Telemedicine	Storage	150
Lubbock	Lubbock	Telemedicine	Storage	150
Lubbock	Lubbock	Telemedicine	Storage	100
Lubbock	Lubbock	Neurology	Storage	250
Lubbock	Lubbock	Ophthalmology	Storage	240
Lubbock	Lubbock	Garrison Institute on Aging	Storage	50
		Lubbock	Sub-Total	59,604

LEASE OF SPACE REPORT
As of November 1, 2011

Managing Dept Location	Space Location	DEPARTMENT	FUNCTION	SQUARE FOOTAGE
Odessa	Odessa	Geriatrics	Clinic	3,600
Odessa	Odessa	Central Coding	Storage	60
Odessa	Midland	SOM Odessa	Storage	250
Odessa	Midland	SOM Odessa	Storage	250
Odessa	Midland	SOM Odessa	Storage	250
Odessa	Midland	SOM Odessa	Storage	250
Odessa	Odessa	Internal Medicine	Storage	100
Odessa	Odessa	Internal Medicine	Storage	200
Odessa	Odessa	OB/GYN	Storage	200
Odessa	Odessa	OB/GYN	Storage	150
Odessa	Odessa	Administration	Storage	150
Odessa	Odessa	Administration	Storage	150
Odessa	Odessa	Family Medicine	Storage	200
Odessa	Odessa	Research	Storage	75
Odessa	Odessa	MPIP	Storage	360
Odessa	Odessa	Surgery	Storage	50
Odessa	Odessa	SOM Odessa	Storage	944
		Odessa	Sub-Total	7,239
			TOTAL	211,252

Texas Tech University Health Sciences Center- Lubbock

NOT TO SCALE 




1. Health Sciences Center
2. University Medical Center (UMC)
3. UMC Emergency Room
4. Preston Smith Library
5. UMC Medical Office Plaza
6. Central Heating and Cooling Plant #2
7. Ronald McDonald House
8. Academic Classroom Building
9. Texas Tech Physicians Medical Pavilion
10. International Pain Center
11. UMC - Southwest Cancer Center
12. UMC - McInturff Conference Center and Outpatient Clinic
13. Crematory/Incinerator
14. HSC Parking Lots A-F
15. UMC Parking
16. UMC East Tower (open January 2012)
17. Hope Lodge
18. UMC Generator Building

Acree Information (approximate)

- Original TTUHSC Land Tract 116 Acres
- TTUHSC (Current) 81.3 Acres
- UMC (Deeded) 12.4 Acres
- UMC (Leased) 22.3 Acres
- UMC (Leased-TTU) 4.5 Acres

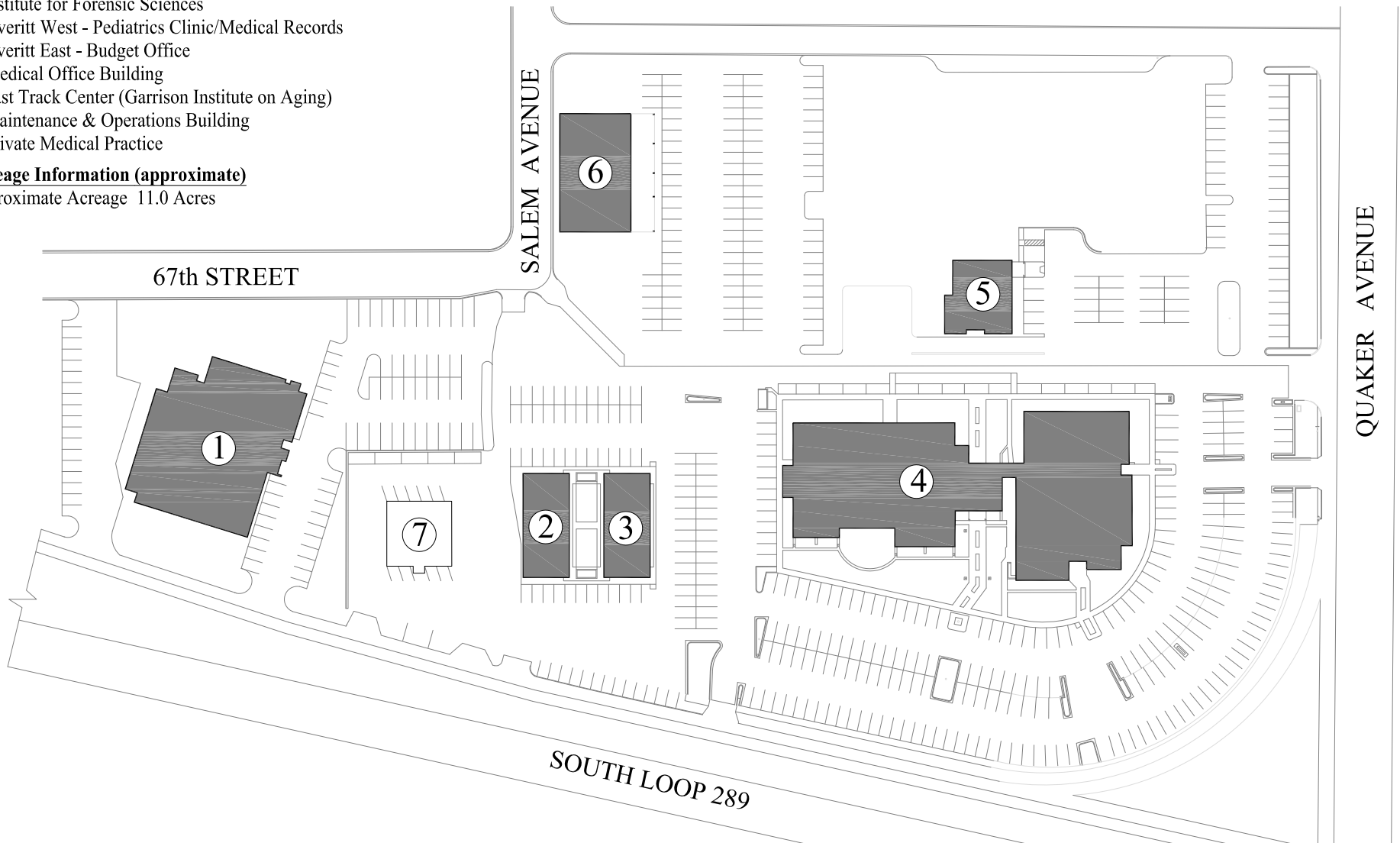
Texas Tech Medical Center Southwest - Lubbock

NOT TO SCALE 

1. Institute for Forensic Sciences
2. Averitt West - Pediatrics Clinic/Medical Records
3. Averitt East - Budget Office
4. Medical Office Building
5. Fast Track Center (Garrison Institute on Aging)
6. Maintenance & Operations Building
7. Private Medical Practice

Acreege Information (approximate)

Approximate Acreege 11.0 Acres



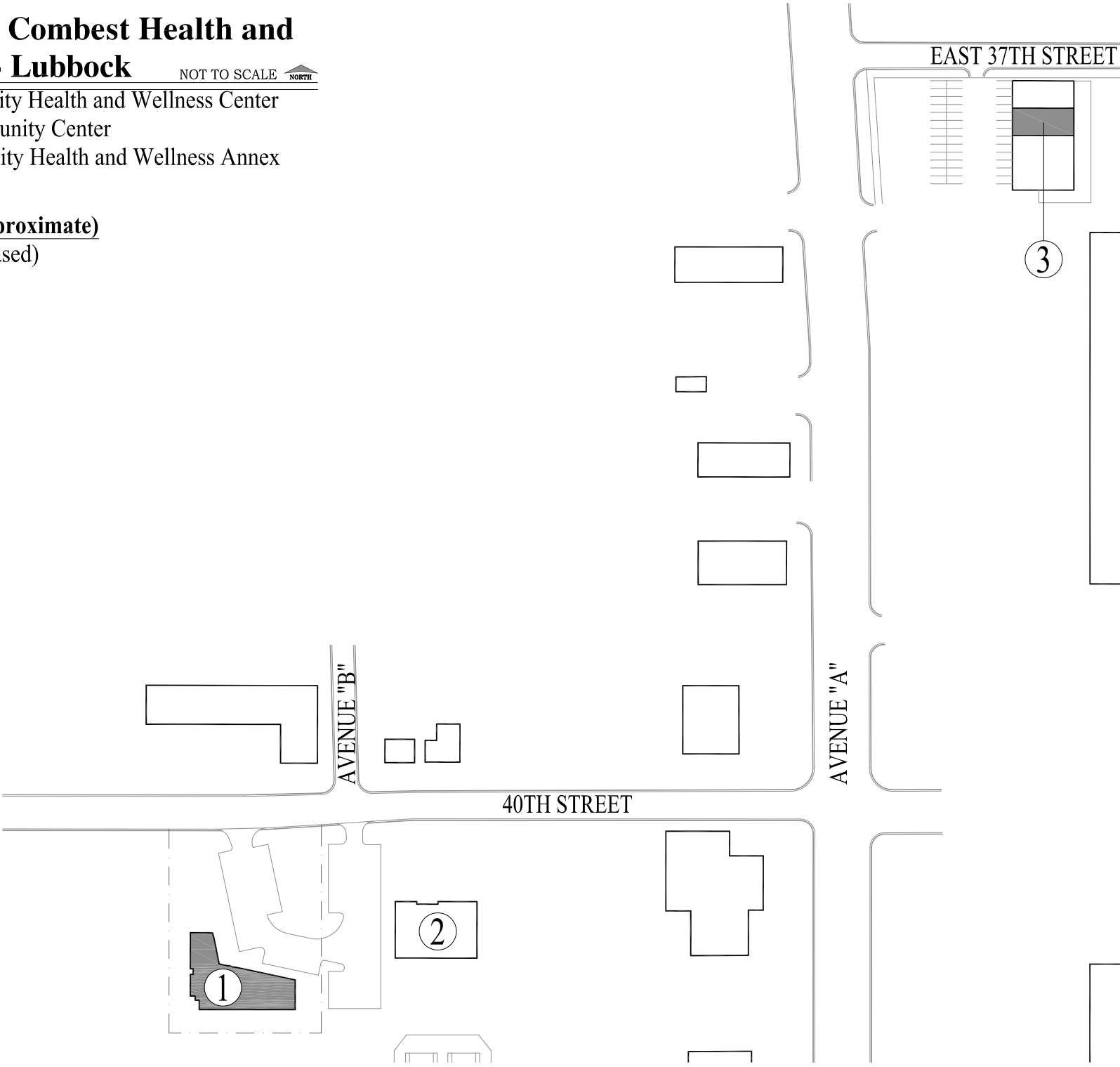
Texas Tech Larry Combest Health and Wellness Center - Lubbock

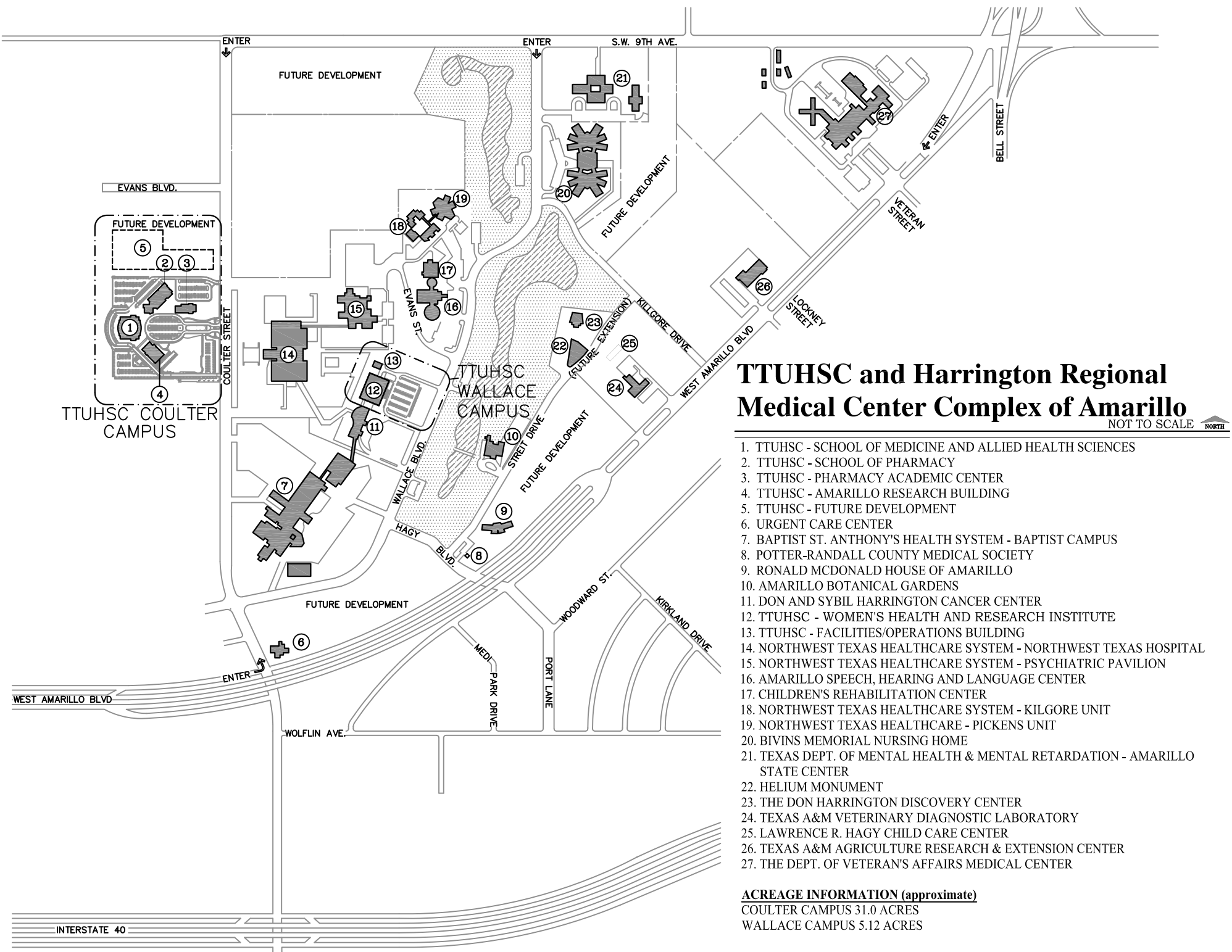
NOT TO SCALE 

- 1. Larry Combest Community Health and Wellness Center
- 2. Copper Rawlings Community Center
- 3. Larry Combest Community Health and Wellness Annex

Acree Information (approximate)

TTUHSC 0.916 Acres (Leased)



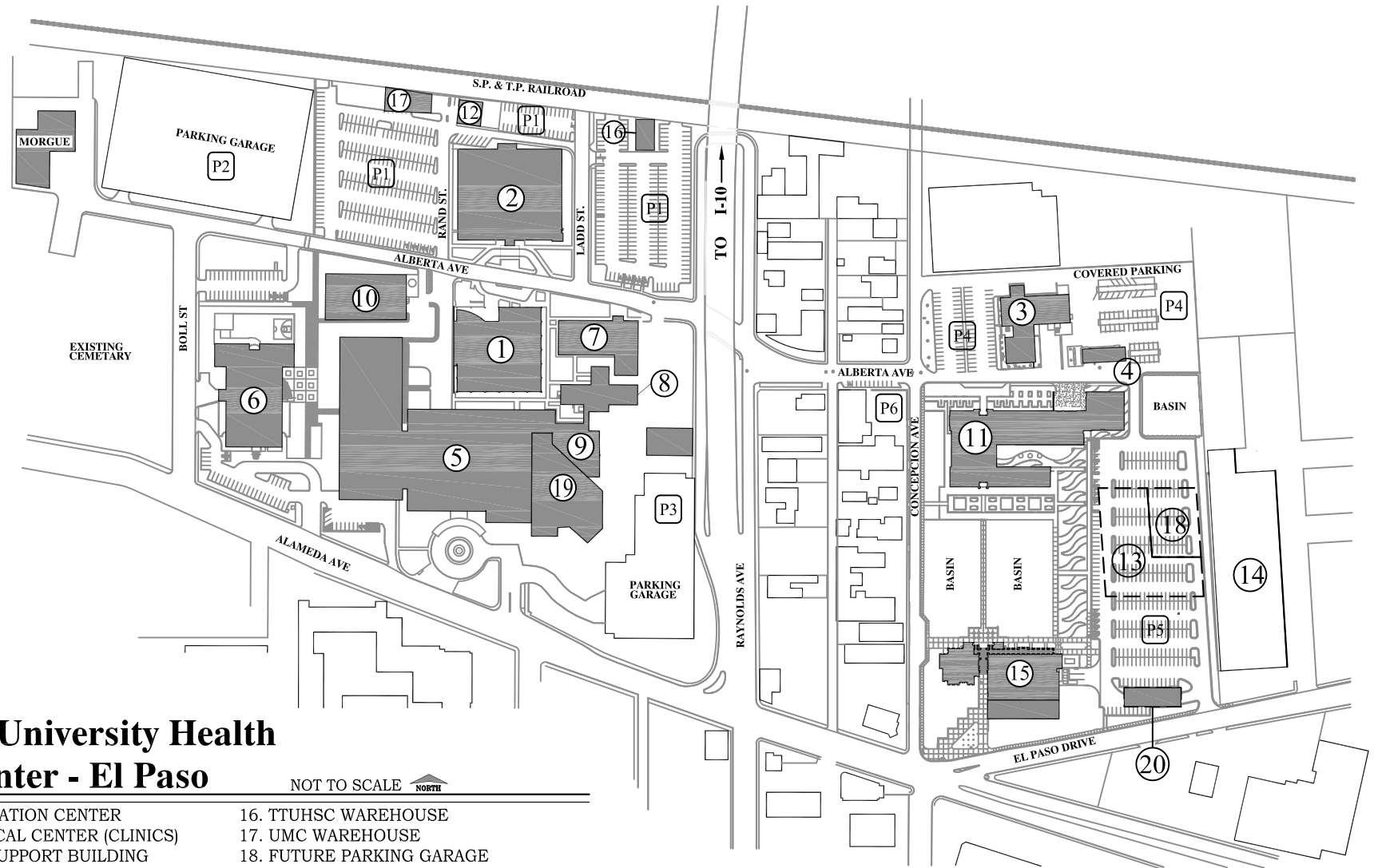


TTUHSC and Harrington Regional Medical Center Complex of Amarillo

NOT TO SCALE 

1. TTUHSC - SCHOOL OF MEDICINE AND ALLIED HEALTH SCIENCES
2. TTUHSC - SCHOOL OF PHARMACY
3. TTUHSC - PHARMACY ACADEMIC CENTER
4. TTUHSC - AMARILLO RESEARCH BUILDING
5. TTUHSC - FUTURE DEVELOPMENT
6. URGENT CARE CENTER
7. BAPTIST ST. ANTHONY'S HEALTH SYSTEM - BAPTIST CAMPUS
8. POTTER-RANDALL COUNTY MEDICAL SOCIETY
9. RONALD MCDONALD HOUSE OF AMARILLO
10. AMARILLO BOTANICAL GARDENS
11. DON AND SYBIL HARRINGTON CANCER CENTER
12. TTUHSC - WOMEN'S HEALTH AND RESEARCH INSTITUTE
13. TTUHSC - FACILITIES/OPERATIONS BUILDING
14. NORTHWEST TEXAS HEALTHCARE SYSTEM - NORTHWEST TEXAS HOSPITAL
15. NORTHWEST TEXAS HEALTHCARE SYSTEM - PSYCHIATRIC PAVILION
16. AMARILLO SPEECH, HEARING AND LANGUAGE CENTER
17. CHILDREN'S REHABILITATION CENTER
18. NORTHWEST TEXAS HEALTHCARE SYSTEM - KILGORE UNIT
19. NORTHWEST TEXAS HEALTHCARE - PICKENS UNIT
20. BIVINS MEMORIAL NURSING HOME
21. TEXAS DEPT. OF MENTAL HEALTH & MENTAL RETARDATION - AMARILLO STATE CENTER
22. HELIUM MONUMENT
23. THE DON HARRINGTON DISCOVERY CENTER
24. TEXAS A&M VETERINARY DIAGNOSTIC LABORATORY
25. LAWRENCE R. HAGY CHILD CARE CENTER
26. TEXAS A&M AGRICULTURE RESEARCH & EXTENSION CENTER
27. THE DEPT. OF VETERAN'S AFFAIRS MEDICAL CENTER

ACREAGE INFORMATION (approximate)
 COULTER CAMPUS 31.0 ACRES
 WALLACE CAMPUS 5.12 ACRES



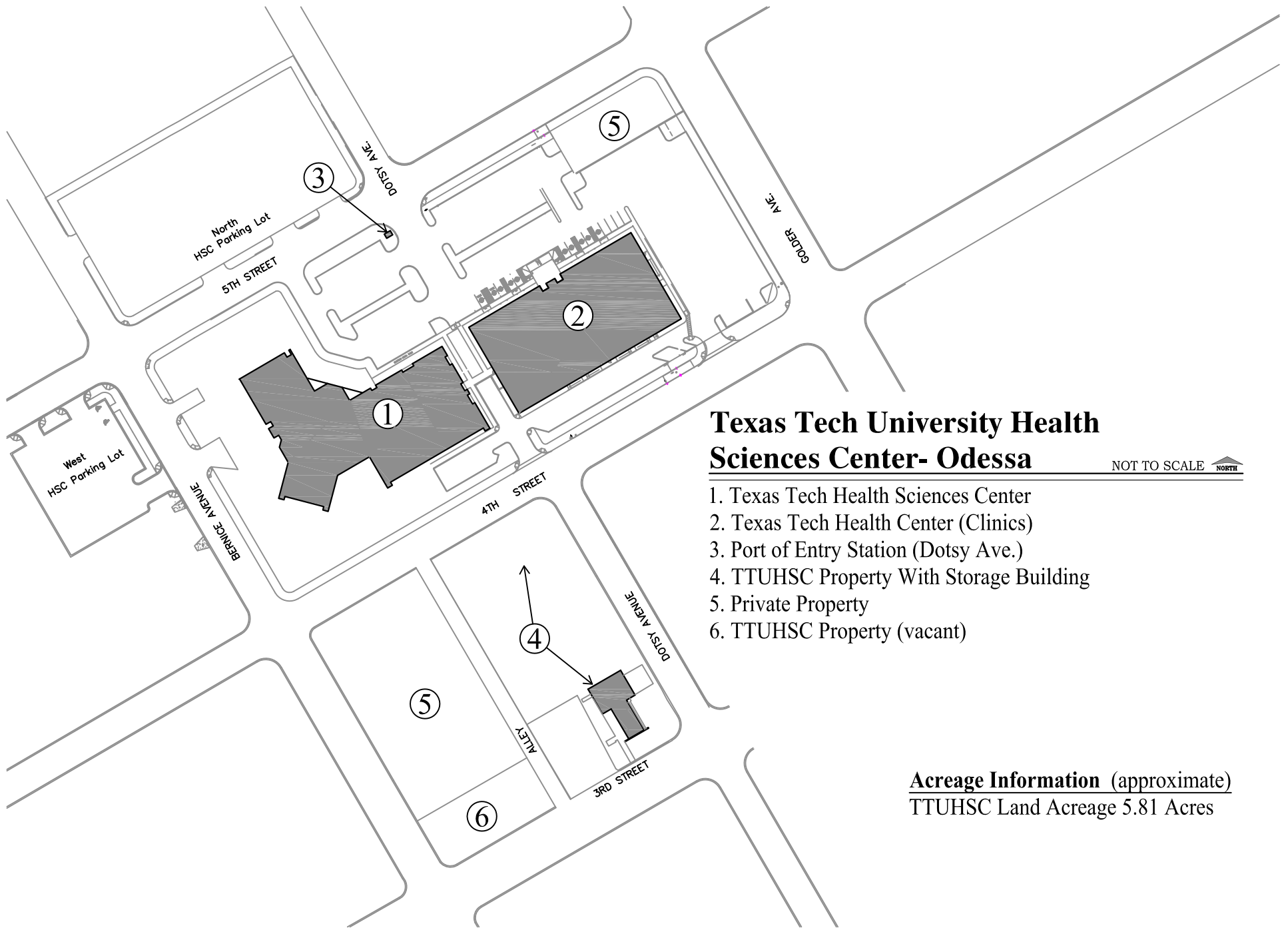
Texas Tech University Health Sciences Center - El Paso

NOT TO SCALE 

- | | |
|--|--|
| 1. ACADEMIC & EDUCATION CENTER | 16. TTUHSC WAREHOUSE |
| 2. TEXAS TECH MEDICAL CENTER (CLINICS) | 17. UMC WAREHOUSE |
| 3. ADMINISTRATIVE SUPPORT BUILDING | 18. FUTURE PARKING GARAGE |
| 4. ADMINISTRATIVE SUPPORT BUILDING ANNEX | 19. EL PASO CHILDREN'S HOSPITAL (OPEN FEBRUARY 2012) |
| 5. UMC HOSPITAL (FORMERLY THOMASON) | 20. RESEARCH ANNEX BUILDING |
| 6. PSYCHIATRIC CENTER | |
| 7. UMC ANNEX | P1. TTUHSC VISITOR PARKING |
| 8. UMC CLINIC | P2. UMC & TTUHSC EMPLOYEE PARKING GARAGE |
| 9. UMC OUTPATIENT | P3. UMC VISITOR PARKING GARAGE |
| 10. UMC CENTRAL PLANT | P4. ADMINISTRATIVE SUPPORT BUILDING EMPLOYEE PARKING |
| 11. MEDICAL EDUCATION BUILDING | P5. MEB & MSB1 PARKING |
| 12. CLINIC BUILDING CENTRAL PLANT | P6. FUTURE LOT |
| 13. FUTURE MEDICAL SCIENCE BUILDING II | |
| 14. CITY/COUNTY HEALTH DEPARTMENT | |
| 15. MEDICAL SCIENCE BUILDING I | |

Acreage Information (approximate)

East Campus Land Tract 14.4 Acres
West Campus Land Tract 7.3 Acres



Texas Tech University Health Sciences Center- Odessa

NOT TO SCALE 

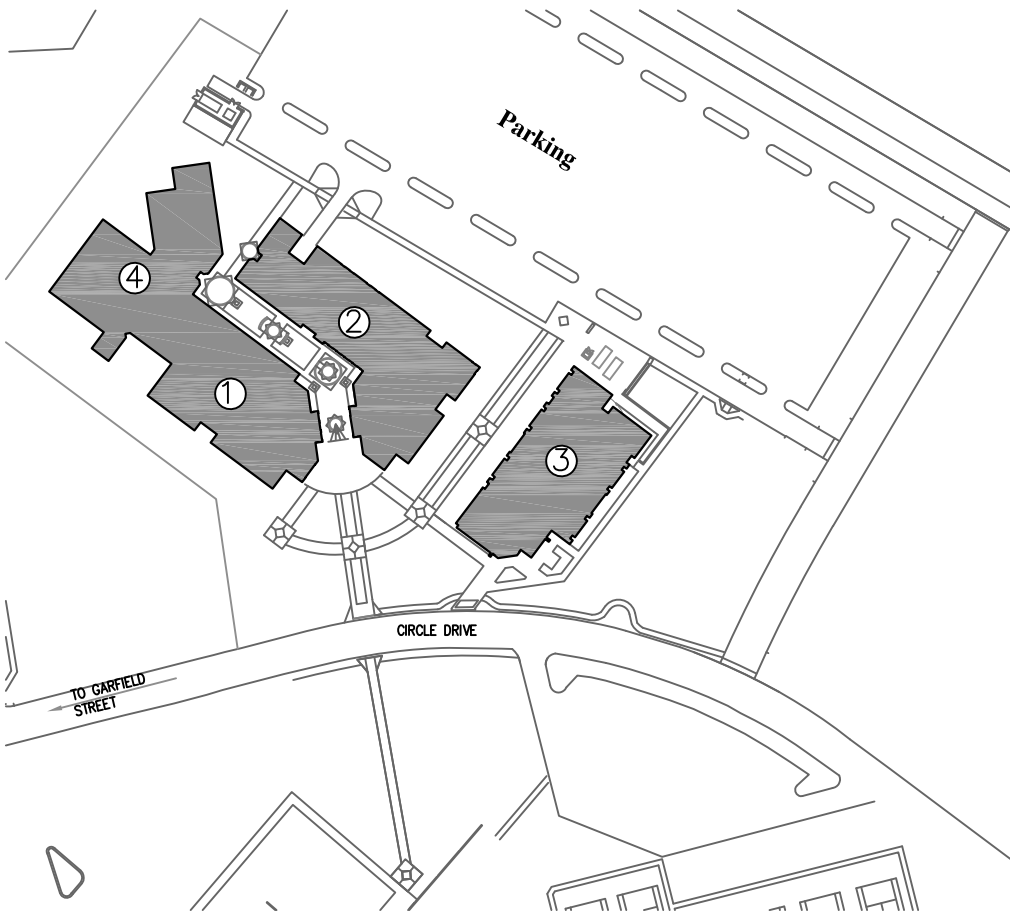
1. Texas Tech Health Sciences Center
2. Texas Tech Health Center (Clinics)
3. Port of Entry Station (Dotsy Ave.)
4. TTUHSC Property With Storage Building
5. Private Property
6. TTUHSC Property (vacant)

Acree Information (approximate)
 TTUHSC Land Acree 5.81 Acres

Texas Tech University Health Sciences Center (Midland College Campus)

NOT TO SCALE

1. Dorothy & Todd Aaron Medical Science Building - TTUHSC
2. Dorothy & Todd Aaron Medical Science Building - Midland College
3. Fox Science Building - Midland College
4. Dorothy & Todd Aaron Medical Science Building Addition - TTUHSC



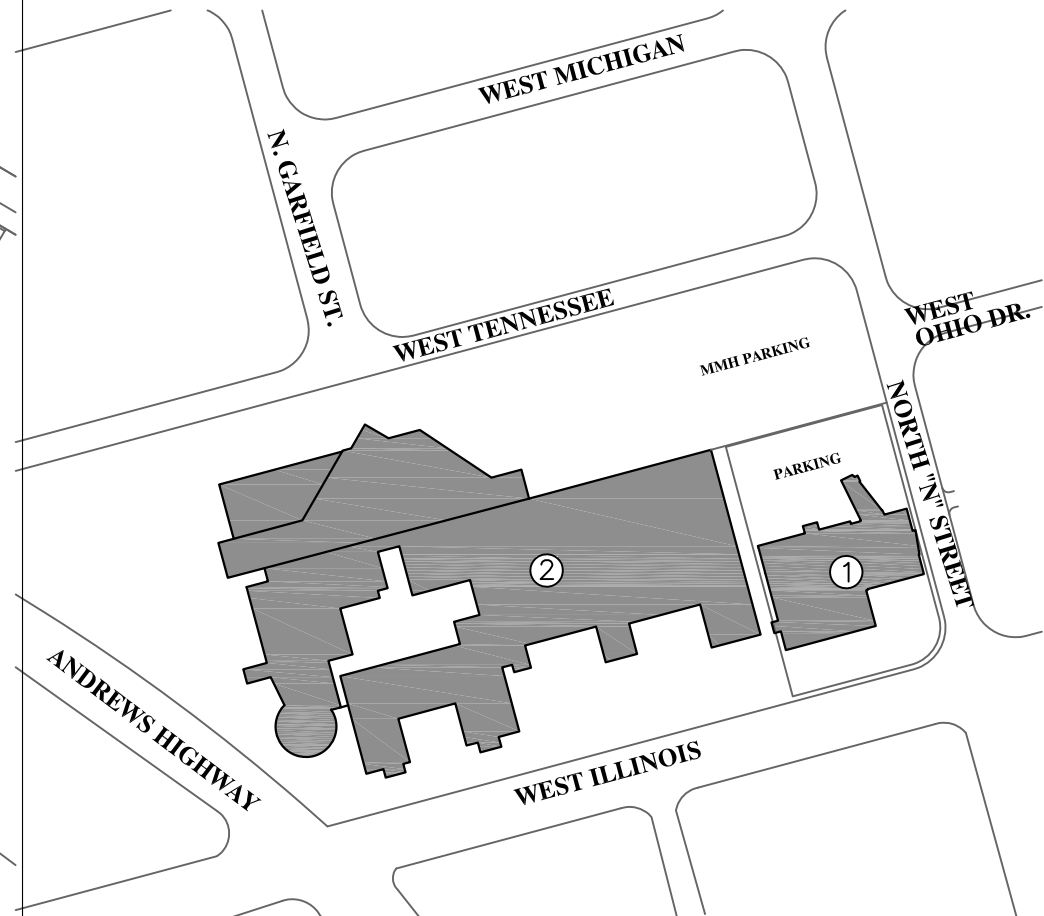
Texas Tech University Health Sciences Center (Midland Memorial Hospital Campus)

NOT TO SCALE

1. Jenna Welch Women's Center of the Laura W. Bush Institute for Women's Health and Internal Medicine & OB/GYN Clinics
2. Midland Memorial Hospital (MMH)

Acreage Information (approximate)

TTUHSC Acreage 1.21 Acres

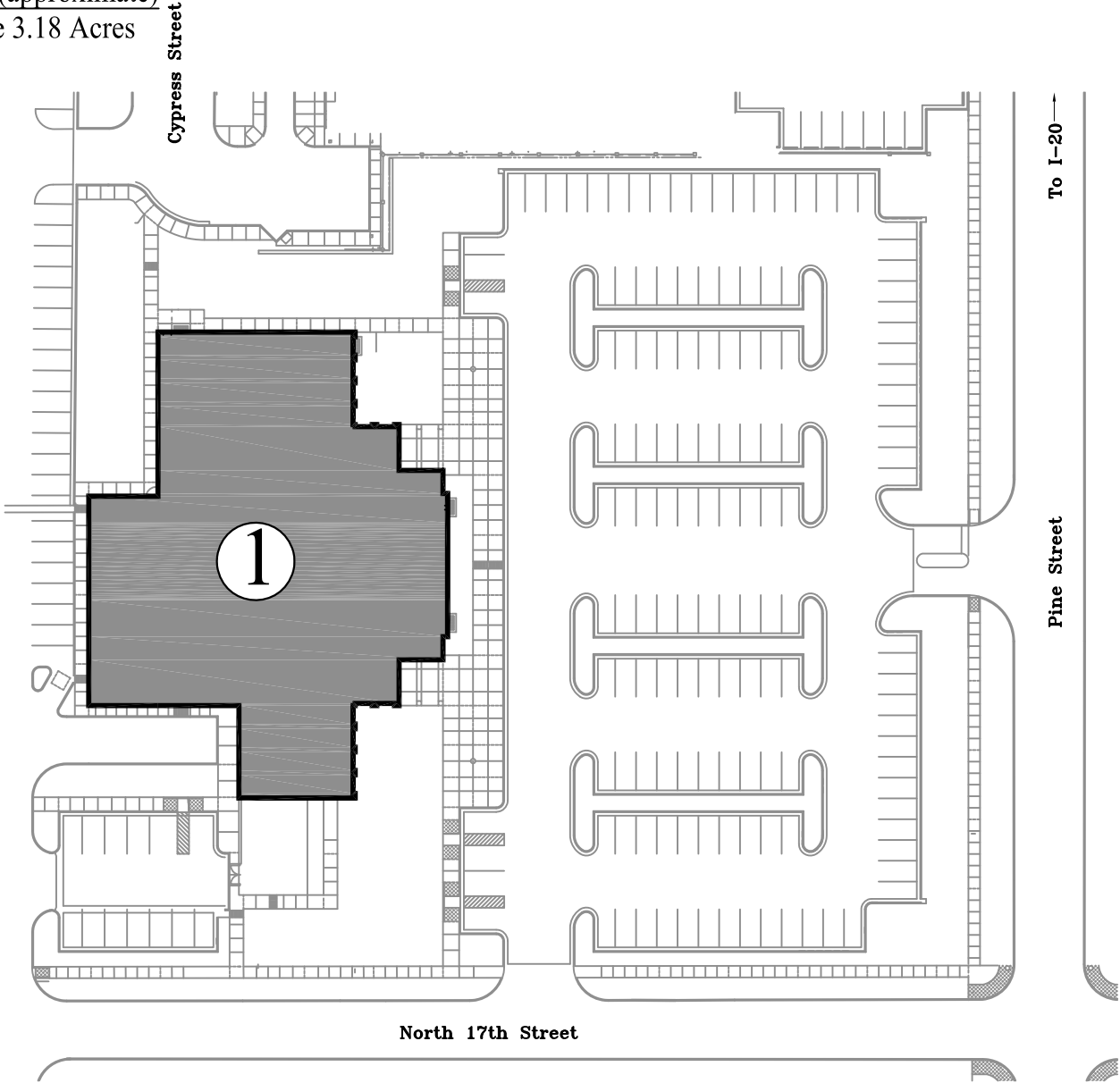


Texas Tech University Health Sciences Center- Abilene

NOT TO SCALE 

1. School of Pharmacy

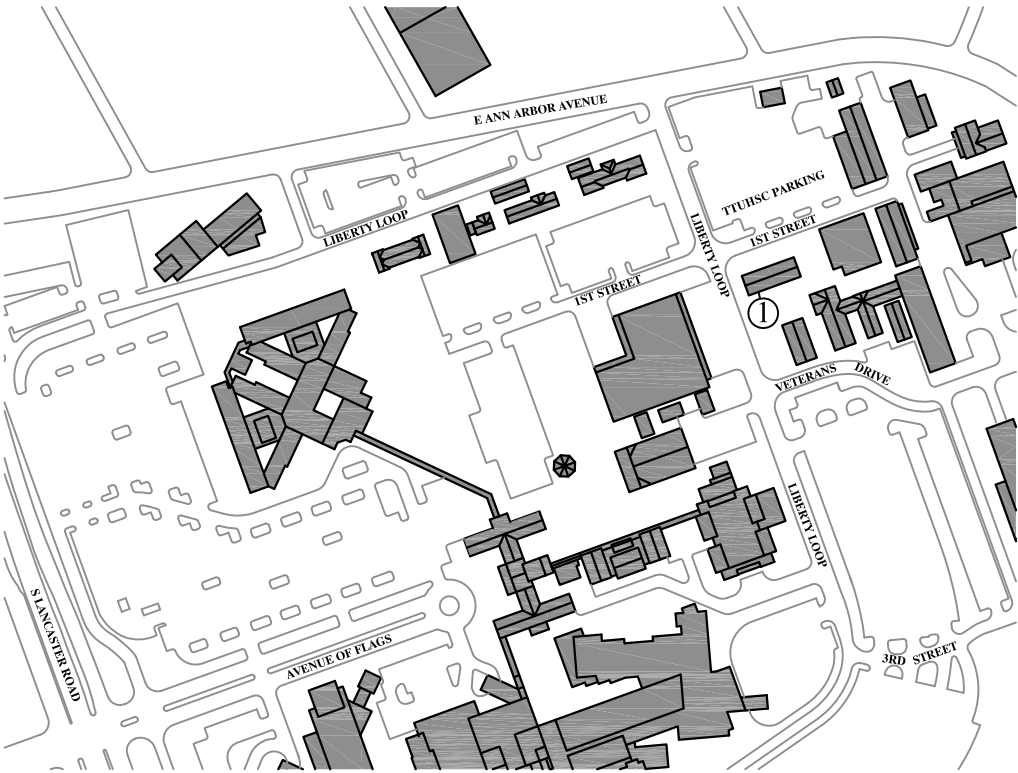
Acreage Information (approximate)
TTUHSC Land Acreage 3.18 Acres



**Texas Tech University
Health Sciences Center
(Dallas VA Medical Center)**

NOT TO SCALE 

1. School of Pharmacy (Leased Facility)



**Texas Tech University
Health Sciences Center
(Dallas 5920 Forest Park Road)**

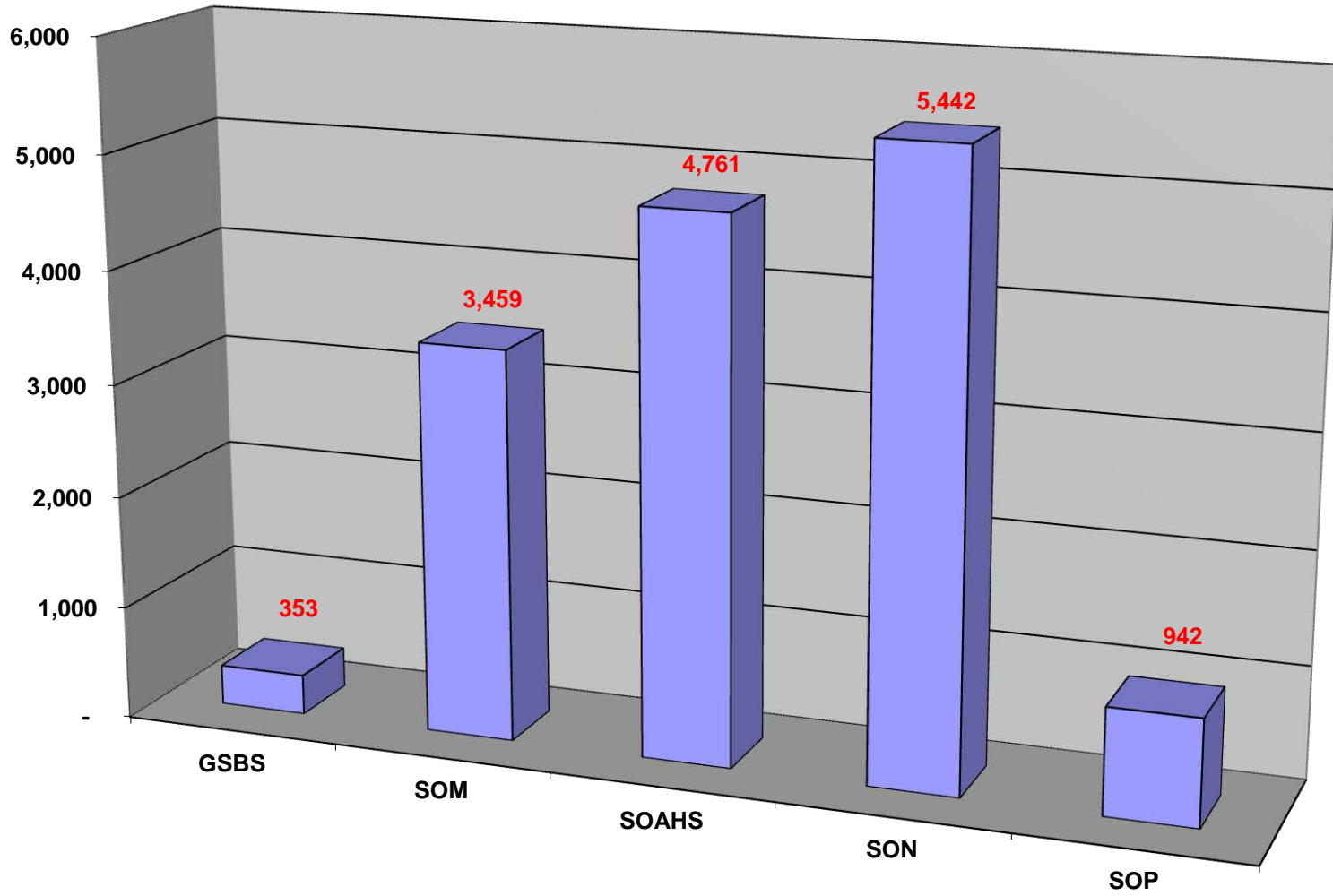
NOT TO SCALE 

1. Southwest Professional Building - School of Pharmacy (Leased Facility)

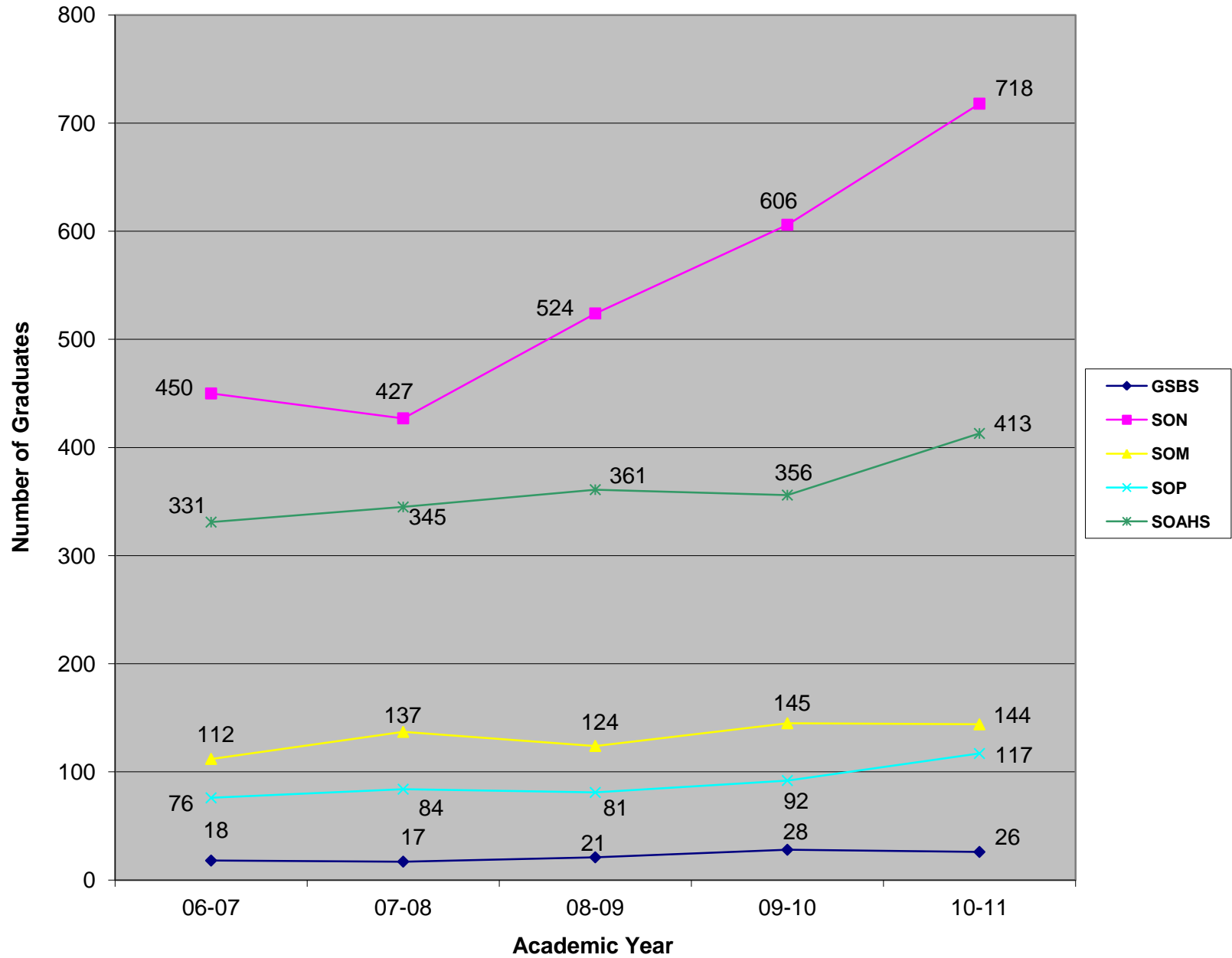


ALUMNI

TTUHSC Alumni by School (Cumulative 1974 - 2011)



TTUHSC Alumni Number of Graduates by School



**PRACTICE
INCOME PLANS**

**TEXAS TECH UNIVERSITY HEALTH SCIENCES CENTER
SCHOOL OF MEDICINE
AND PAUL L. FOSTER SCHOOL OF MEDICINE**

FACULTY PHYSICIAN PROVIDER PLANS	2002	2003	2004	2005	2006	2007	2008	2009	2010	2011	Total
1. PROVIDER PLAN INCOME: 2002-2011											
A. GROSS AMOUNT											
1. Gross Charges											
Lubbock	96,890,873	86,567,220	106,285,567	108,824,588	122,492,309	135,645,348	137,269,479	137,093,320	137,184,457	140,851,182	1,209,104,343
Amarillo	30,617,461	34,426,817	38,396,280	40,501,711	47,114,391	44,908,979	45,658,168	47,473,049	50,560,765	50,284,959	429,942,580
El Paso	79,348,883	86,272,611	97,277,560	98,363,609	108,516,586	107,440,329	111,215,741	122,351,523	133,997,646	142,351,031	1,087,135,519
Odessa	12,119,640	12,425,911	15,254,173	16,861,256	17,615,077	17,930,948	19,387,747	19,199,826	17,186,640	18,220,372	166,201,590
Total	218,976,857	219,692,559	257,213,580	264,551,164	295,738,363	305,925,604	313,531,135	326,117,718	338,929,508	351,707,544	2,892,384,032
2. Net Collections											
Lubbock	37,896,914	33,164,939	33,373,129	36,305,808	42,807,956	45,906,185	48,702,555	52,517,367	53,418,540	56,058,120	440,151,513
Amarillo	13,011,048	14,879,180	15,171,336	16,790,737	17,782,142	15,891,173	17,688,258	18,552,020	19,792,374	20,207,179	169,765,447
El Paso	29,107,966	30,102,963	29,194,259	30,523,907	33,021,869	33,977,120	37,296,208	42,094,882	43,377,476	47,219,300	355,915,950
Odessa	5,239,859	5,328,292	5,850,464	6,686,452	6,589,707	6,729,600	8,063,139	8,608,043	7,780,349	8,053,345	68,929,250
Total	85,255,787	83,475,374	83,589,188	90,306,904	100,201,674	102,504,078	111,750,160	121,772,312	124,368,739	131,537,944	1,034,762,160
B. ADJUSTMENTS											
1. Total Amount											
Lubbock	53,073,235	51,623,926	61,413,078	65,389,979	68,758,626	78,358,731	77,396,421	79,371,002	74,401,711	73,814,705	683,601,414
Amarillo	13,360,348	17,623,041	20,172,694	22,529,277	26,101,531	24,555,688	28,255,592	27,376,554	28,651,239	28,247,766	236,873,730
El Paso	40,791,260	44,582,856	52,006,408	54,532,902	57,547,598	55,906,178	57,254,717	62,588,938	68,196,723	74,557,696	567,965,276
Odessa	5,301,332	5,641,706	6,934,853	7,888,864	8,488,925	8,308,017	8,756,070	8,692,120	7,338,267	7,743,481	75,093,635
Total	112,526,175	119,471,529	140,527,033	150,341,022	160,896,680	167,128,614	171,662,800	178,028,614	178,587,940	184,363,648	1,563,534,055
C. BAD DEBT AMOUNT											
Lubbock	6,301,066	4,411,978	9,730,455	8,446,166	9,028,872	9,987,531	9,761,294	9,665,893	9,307,436	10,940,320	87,581,011
Amarillo	2,309,323	5,149,324	2,646,582	2,936,604	1,472,827	3,340,725	1,397,424	3,187,273	2,035,008	2,420,422	26,895,512
El Paso	10,127,779	11,370,265	16,624,425	15,188,653	16,050,783	16,339,367	15,447,554	18,528,754	20,238,950	20,622,862	160,539,392
Odessa	1,380,863	1,405,422	2,360,588	2,367,276	2,498,665	2,078,286	3,188,890	2,949,549	2,185,009	2,354,439	22,768,987
Total	20,119,031	22,336,989	31,362,050	28,938,699	29,051,147	31,745,909	29,795,162	34,331,469	33,766,403	36,338,043	297,784,902

**TEXAS TECH UNIVERSITY HEALTH SCIENCES CENTER
SCHOOL OF MEDICINE
AND PAUL L. FOSTER SCHOOL OF MEDICINE**

FACULTY PHYSICIAN PROVIDER PLANS	2002	2003	2004	2005	2006	2007	2008	2009	2010	2011	Total
D. UNSPONSORED CHARITY CARE*											
1. Charges (Measure of actual effort)											
Lubbock	29,347,593	28,275,857	34,434,794	34,121,193	37,394,669	39,832,707	37,689,866	37,462,491			278,559,170
Amarillo	15,603,119	17,909,230	19,080,241	17,412,102	22,472,888	23,326,447	23,980,054	24,836,834			164,620,915
El Paso	40,408,915	41,975,317	48,017,486	50,632,262	52,663,464	49,922,960	51,038,588	54,556,852			389,215,844
Odessa	5,465,643	6,200,077	8,291,823	8,054,060	8,736,960	8,010,512	8,483,075	8,692,527			61,934,677
Total	90,825,270	94,360,481	109,824,344	110,219,617	121,267,981	121,092,626	121,191,583	125,548,704			894,330,606
2. Un-sponsored Charity Care											
Lubbock	19,683,599	19,922,300	23,657,738	24,793,158	24,821,754	24,534,952	20,408,090	25,544,692			183,366,283
Amarillo	8,453,303	11,182,374	13,237,624	14,018,921	14,286,899	11,381,761	11,926,204	12,328,551			96,815,637
El Paso	26,475,091	28,878,404	33,386,784	39,642,087	40,883,766	37,146,323	34,986,873	33,560,853			274,960,181
Odessa	3,430,900	3,857,940	4,893,346	5,330,722	5,652,208	4,098,950	2,728,870	4,107,203			34,100,139
Total	58,042,893	63,841,018	75,175,492	83,784,888	85,644,627	77,161,986	70,050,037	75,541,299			589,242,240
E. UNCOMPENSATED CARE*											
1. Charges (Measure of actual effort)											
Lubbock									102,759,115	87,852,641	190,611,756
Amarillo									39,014,711	36,361,097	75,375,808
El Paso									118,392,572	106,804,742	225,197,314
Odessa									14,869,510	13,584,826	28,454,336
Total									275,035,908	244,603,306	519,639,214
2. Unreimbursed Cost of Care											
Lubbock									25,173,223	29,738,851	54,912,074
Amarillo									6,957,302	6,953,950	13,911,252
El Paso									27,789,219	31,462,239	59,251,458
Odessa									4,446,577	4,683,873	9,130,450
Total									64,366,321	72,838,913	137,205,234

**TEXAS TECH UNIVERSITY HEALTH SCIENCES CENTER
SCHOOL OF MEDICINE
AND PAUL L. FOSTER SCHOOL OF MEDICINE**

FACULTY PHYSICIAN PROVIDER PLANS	2002	2003	2004	2005	2006	2007	2008	2009	2010	2011	Total
F. TOTAL NUMBER OF PATIENTS SERVED											
1. Number of Clinic Visits											
Lubbock	218,726	203,994	215,162	214,031	232,016	245,689	244,256	256,546	259,250	263,950	2,353,620
Amarillo	107,521	91,890	88,890	99,448	107,171	110,701	108,953	107,326	109,965	111,738	1,043,603
El Paso	232,462	233,503	214,134	220,395	224,179	220,312	217,356	228,793	246,406	247,719	2,285,259
Odessa	48,616	48,416	53,910	60,670	57,291	54,532	60,447	58,154	53,713	58,620	554,369
Total	607,325	577,803	572,096	594,544	620,657	631,234	631,012	650,819	669,334	682,027	6,236,851
2. Number of Patients Served											
Lubbock	93,602	75,661	72,643	72,228	75,717	83,558	85,746	87,956	94,778	98,694	840,583
Amarillo	33,645	33,582	33,888	37,418	38,089	39,355	38,548	39,520	43,464	44,471	381,980
El Paso	86,058	89,894	86,788	88,234	90,791	87,638	86,025	95,469	110,859	111,915	933,671
Odessa	15,511	15,810	17,307	21,134	19,951	19,883	21,521	20,778	20,223	21,397	193,515
Total	228,816	214,947	210,626	219,014	224,548	230,434	231,840	243,723	269,324	276,477	2,349,748
3. Number of Inpatients Served											
Lubbock	15,136	14,421	14,994	14,898	16,249	18,097	19,038	19,223	19,186	19,481	170,723
Amarillo	9,769	10,461	9,719	11,045	11,546	12,114	13,048	13,883	14,507	15,297	121,389
El Paso	19,351	20,596	18,787	20,943	20,625	20,253	20,423	20,676	20,149	19,890	201,693
Odessa	5,012	4,912	5,938	6,210	5,610	5,690	6,056	6,079	5,575	5,894	56,976
Total	49,268	50,390	49,438	53,096	54,030	56,154	58,565	59,861	59,417	60,562	550,781
G. MEDICAID REIMBURSEMENT											
1. Total Billings											
Lubbock	22,997,452	21,770,858	25,738,222	26,019,938	30,018,868	32,868,903	31,196,340	31,200,436	33,600,875	33,783,855	289,195,747
Amarillo	14,082,990	16,265,793	17,587,475	19,403,573	21,214,896	22,183,964	21,601,615	21,916,129	23,706,128	23,078,310	201,040,873
El Paso	31,295,710	32,327,440	32,983,633	31,511,676	33,927,051	32,591,900	30,562,690	31,802,266	31,622,221	34,695,606	323,320,193
Odessa	4,925,172	5,590,480	7,093,718	6,657,843	7,633,871	6,855,148	7,222,596	6,619,214	6,789,884	7,090,404	66,478,330
Total	73,301,324	75,954,571	83,403,048	83,593,030	92,794,686	94,499,915	90,583,241	91,538,045	95,719,108	98,648,175	880,035,143
2. Amount Received**											
Lubbock	8,032,084	7,574,508	6,973,841	7,578,183	8,584,682	10,575,814	12,517,018	13,019,871	13,792,857	14,865,211	103,514,069
Amarillo	5,125,574	5,705,630	5,309,958	6,222,071	6,723,234	9,094,061	10,709,287	10,712,221	11,450,742	13,592,103	84,644,881
El Paso	12,066,011	12,472,092	10,449,891	10,255,285	10,385,673	11,283,194	13,201,083	14,552,473	13,909,176	15,503,668	124,078,546
Odessa	2,199,768	2,244,980	2,380,331	2,583,214	2,701,784	3,613,417	5,118,867	3,872,946	4,264,465	4,624,878	33,604,650
Total	27,423,437	27,997,210	25,114,021	26,638,753	28,395,373	34,566,486	41,546,255	42,157,511	43,417,240	48,585,860	345,842,146

*Un-sponsored Charity Care was changed to Uncompensated Care in FY 10. Uncompensated Care reported is consistent with the Article III definition of Uncompensated Care (Article III, Sec 22, SB 1, 81st Leg.).

**Includes UPL dollars received

**TEXAS TECH UNIVERSITY HEALTH SCIENCE CENTER
SCHOOL OF ALLIED HEALTH SCIENCES
SPEECH AND HEARING CLINIC-LUBBOCK**

1. PROVIDER PLAN INCOME:	FY 2008	FY 2009	FY 2010	FY 2011
A. GROSS AMOUNT				
1. Gross Charges	\$ 309,326.98	\$ 328,718.68	\$ 526,943.00	\$ 521,551.00
2. Net Collection	\$ 116,054.42	\$ 174,099.76	\$ 255,519.00	\$ 364,108.00
B. ADJUSTMENTS				
1. Total Adjustments	\$ 68,403.87	\$ 86,726.19	\$ 188,437.00	\$ 119,348.00
2. Non-Indigent Adjustments	\$ -	\$ -	\$ -	\$ -
C. BAD DEBT AMOUNT				
1. Total Bad Debt	\$ 9,865.54	\$ 8,251.80	\$ 5,547.00	\$ 1,704.00
D. UNSPONSORED CHARITY CARE				
1. Charges	\$ 5,098.00	\$ 5,496.00	\$ -	\$ -
2. Un-sponsored Charity Care				
E. TOTAL NUMBER OF PATIENTS SERVED				
1. Number of Clinic Visits	4,365	4,713	7,149	8,840
2. Number of Patients Served	1,481	1,513	1,484	1,386
3. Number of Inpatients Served	0	0	0	0

**TEXAS TECH UNIVERSITY HEALTH SCIENCE CENTER
SCHOOL OF ALLIED HEALTH SCIENCES
SPEECH AND HEARING CLINIC-LUBBOCK**

2. INDIGENT PATIENTS:	FY 2008	FY 2009	FY 2010	FY 2011
A. NUMBER SERVED				
1. Number of Indigent Visits	0	0	0	4
2. Number of Indigents Served	0	0	0	3
3. MEDICAID REIMBERSEMENT:	FY 2008	FY 2009	FY 2010	FY 2011
A. TOTAL BILLINGS				
1. Total Billings	\$ 163,942.78	\$ 174,220.90	\$ 213,934.00	\$ 265,570.36
B. AMOUNT RECEIVED				
1. Total Amount Received	\$ 23,685.08	\$ 58,366.20	\$ 147,235.77	\$ 147,951.64
C. NUMBER OF MEDICAID CLIENTS				
1. Number of Medicaid Visits	2,913	2,249	1,048	1,221
2. Number of Medicaid Served	1,206	1,125	590	796

**TEXAS TECH UNIVERSITY HEALTH SCIENCES CENTER
ANITA THIGPEN PERRY SCHOOL OF NURSING
LARRY COMBEST COMMUNITY HEALTH AND WELLNESS CENTER**

1. PROVIDER PLAN INCOME:	FY 2007	FY 2008	FY 2009	FY 2010	FY 2011
A. GROSS AMOUNT					
1. Gross Charges					
DIABETES EDUCATION	\$75,073.63	\$51,694.17	\$80,133.37	\$77,961.00	\$52,908.75
WELLNESS CENTER	\$746,051.16	\$954,199.77	\$1,074,444.48	\$1,438,711.00	\$1,827,111.76
SENIOR HOUSE CALLS	\$277,926.68	\$305,171.38	\$264,336.89	\$327,057.00	\$239,308.02
	<u>\$1,099,051.47</u>	<u>\$1,311,065.32</u>	<u>\$1,418,914.74</u>	<u>\$1,843,729.00</u>	<u>\$2,119,328.53</u>
2. Net Collections					
DIABETES EDUCATION	\$19,571.62	\$15,953.42	\$47,794.99	\$38,666.00	\$29,908.16
WELLNESS CENTER	\$239,201.27	\$342,079.54	\$576,461.53	\$710,443.56	\$990,098.52
SENIOR HOUSE CALLS	\$137,403.76	\$159,856.27	\$184,175.75	\$228,750.60	\$206,278.56
	<u>\$396,176.65</u>	<u>\$517,889.23</u>	<u>\$808,432.27</u>	<u>\$977,860.16</u>	<u>\$1,226,285.24</u>
B. ADJUSTMENTS					
1. Total Amount					
DIABETES EDUCATION	\$55,502.01	\$35,740.75	\$32,338.38	\$34,870.00	\$56,657.11
WELLNESS CENTER	\$506,849.89	\$612,060.23	\$497,982.91	\$678,336.84	\$700,728.69
SENIOR HOUSE CALLS	\$140,522.92	\$145,315.11	\$80,161.14	\$152,662.00	\$57,159.65
	<u>\$702,874.82</u>	<u>\$793,116.09</u>	<u>\$610,482.46</u>	<u>\$865,868.84</u>	<u>\$814,545.45</u>
2. MEDICAID REIMBURSEMENT					
A. TOTAL BILLINGS					
DEC, WC, SHC	\$301,595.33	\$201,165.59	\$239,299.92	\$417,701.82	\$1,061,840.06
B. AMOUNT RECEIVED					
DEC, WC, SHC	\$100,921.27	\$44,888.45	\$51,391.92	\$257,956.82	\$623,846.53
C. NUMBER OF MEDICAID CLIENTS					
1. Number of Medicaid Visits					
DEC, WC, SHC	2,304	1,564	1,694	2,342	4,049

**TEXAS TECH UNIVERSITY HEALTH SCIENCES CENTER
SCHOOL OF PHARMACY**

PROVIDER PLAN INCOME:

REVENUE	2004	2005	2006	2007	2008	2009	2010	2011
From Pharmacy Operations	\$1,398,258	\$1,627,083	\$2,696,424	\$2,886,904	\$3,218,208	\$1,683,279	\$2,056,010	\$2,679,391
From Affiliate practice sites	\$573,926	\$587,359	\$720,138	\$813,670	\$1,011,070	\$918,123	\$1,238,740	\$1,142,502
TOTAL	\$1,972,184	\$2,214,442	\$3,416,562	\$3,700,574	\$4,229,279	\$2,601,401	\$3,294,750	\$3,821,893

OPERATIONS

Immunizations	45	711	855	1,048	1,398	1,711	1,367	1,011
Prescriptions	8,735	19,232	21,983	21,508	21,103	19,146	29,623	32,878
TOTAL	8,780	19,943	22,838	22,556	22,501	20,857	30,990	33,889

PERFORMANCE MEASURES

**TEXAS TECH UNIVERSITY HEALTH SCIENCES CENTER
PERFORMANCE MEASURES**

	FY 2007	FY 2008	FY 2009	FY 2010	FY 2011
School of Medicine					
Percent of students passing part 1 or part 2 of the national licensing exam on the first attempt	90.00%	89.00%	96.00%	97.00%	95.84%
Percent of graduates entering a primary care residency	54.87%	53.03%	44.00%	48.18%	40.74%
Percent of graduates practicing in Texas - NEW MEASURE				66.10%	67.25%
Percent of graduates practicing primary care in Texas	41.58%	39.75%	32.94%	29.10%	28.12%
Percent of graduates practicing primary care in a Texas under-served area	1.98%	4.66%	5.83%	4.24%	4.35%
Percent of residency completers practicing in Texas	32.41%	44.14%	49.33%	44.10%	45.64%
Total gross charges for un-sponsored charity care provided by faculty	77,161,986	70,050,037	75,541,299	123,533,052	246,864,873
Total gross charges for patient care (excluding un-sponsored charity care) provided by faculty	207,025,177	214,408,678	220,578,050	276,682,675	131,018,976
Outpatient-related charges as a percent of all charges by faculty	54.30%	54.19%	56.10%	56.10%	57.40%
Percent of charges to managed care contracts by faculty	21.70%	26.27%	22.20%	22.30%	23.60%
Minority admissions as a percent of total M.D./D.O. admissions	11.97%	12.59%	11.72%	12.78%	10.78%
Total number of residents	512	536	529	547	564
Minority residents as a percent of total residents	27.54%	29.85%	28.35%	27.61%	27.48%
Minority Graduates as a percent of total M.D./D.O. graduates	10.71%	12.41%	23.39%	15.86%	13.19%
Total number of outpatient visits	793,973	811,400	862,780	766,952	774,864
Total number of inpatient days	291,510	299,442	309,253	315,673	325,326
School of Allied Health Sciences					
Percent of graduates passing the certification / licensure examination on the first attempt	92.31%	96.79%	85.34%	93.22%	92.83%
Percent of graduates who are licensed or certified in Texas	79.53%	82.32%	80.98%	89.67%	87.29%
School of Nursing					
Percent of BSN graduates passing the national licensing exam on the first attempt in Texas	87.18%	85.00%	85.06%	88.54%	92.59%
Percent of BSN graduates who are licensed in Texas	96.58%	95.85%	94.62%	94.44%	94.52%
Percent of MSN graduates granted Advanced Practice Status in Texas	75.00%	63.83%	58.54%	61.19%	62.79%
School of Pharmacy					
Percent of graduates passing the national licensing exam on the first attempt	98.57%	96.20%	100.00%	96.77%	98.20%
Percent of graduates who are licensed in Texas	85.53%	82.19%	90.00%	89.00%	97.56%
Research					
Total external research expenditures	\$12,590,050	\$13,224,139	\$15,399,457	\$16,905,019	\$20,029,293
Research expenditures as a percent of state appropriated expenditures	11.68%	8.11%	10.79%	10.64%	12.68%
Research expenditures as a percent of state appropriations for research	615.86%	193.52%	274.31%	398.67%	467.61%
Institutional Support					
Administrative Cost	3.90%	4.01%	3.98%	4.53%	4.38%
Institutional Unique Measures					
Annual event hours of distance education	480,320	787,990	968,635	1,320,739	899,202
Total value of lost or stolen property	\$8,027	\$4,251	\$9,743	\$3,994	\$12,860
Lost or stolen property as a percent of total inventory	0.0321%	0.0135%	0.0233%	0.0082%	0.0300%
All Schools - Total					
Total number of post-doctoral research trainees.	N/A	N/A	N/A	N/A	54
Minority admissions as a percent of total first-year admissions	19.46%	18.79%	19.94%	25.14%	23.48%
Total number of degrees or certificates awarded	987	1,010	1,111	1,227	1,414
Minority graduates a percent of total graduates	19.55%	19.04%	21.95%	21.93%	25.18%