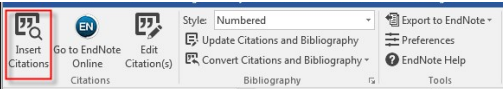
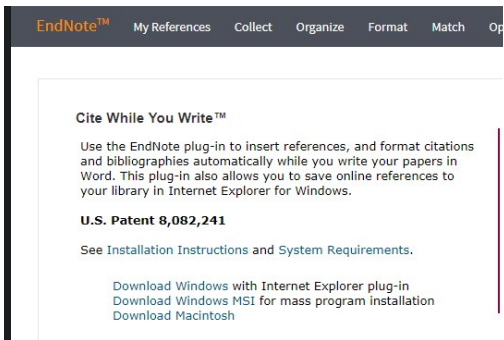


## EndNote Interactive

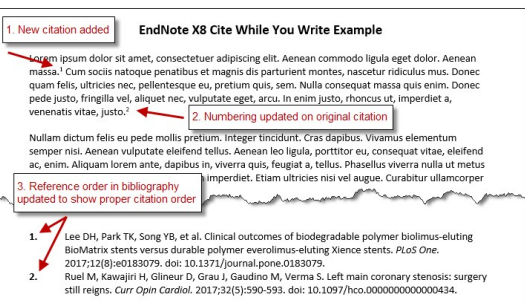
EndNote allows users to automatically generate citations and format bibliographies through the Cite While You Write Plug-In.



The desktop version of EndNote X8 automatically installs the CWYW plug-in in MS Word upon download. The Basic version offers a free plug-in option with registration.

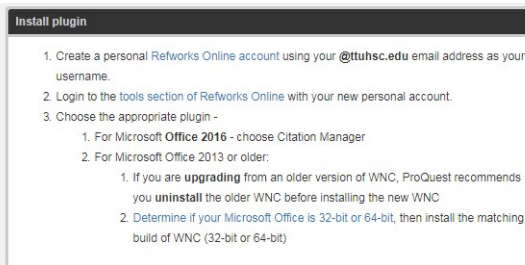


Cite While You Write allows you to insert citations as you compose a manuscript. As you implement citations, it begins formatting a bibliography with the references stored in your EndNote library.

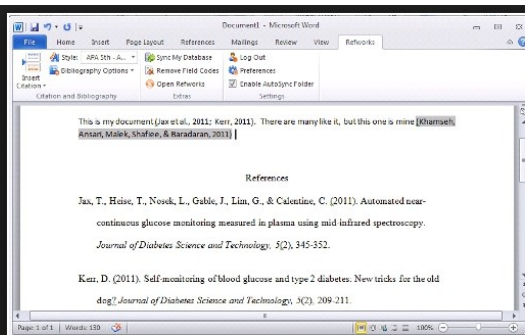


RefWorks Interactive

RefWorks features a similar Word-based tool. Write-n-Cite allows users to insert citations and format bibliographies. It is an optional plug-in which can be downloaded (for both Mac & Windows) using the instructions on the TTUHSC Re RefWorks page.



Write-n-Cite allows users to manage the documentation of their manuscripts. In-text citations can be input initially while bibliographic references are simultaneously generated.



**Remember that administrative passwords may be needed for plug-in installations through TTUHSC computers.**

## EndNote & RefWorks



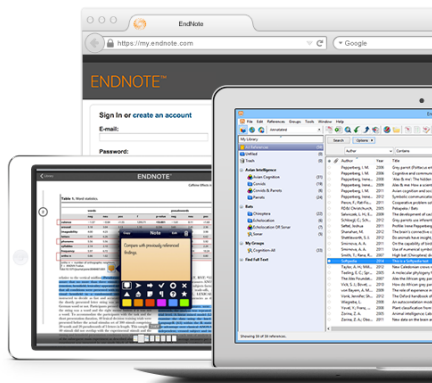
# EndNote

EndNote is a software program and web-based tool for managing and citing references in scholarly papers. Primarily it is used to:

1. Collect references from electronic and traditional sources.
2. Organize references for research topics and papers.
3. Create a formatted bibliography for your paper or cite references as you write.

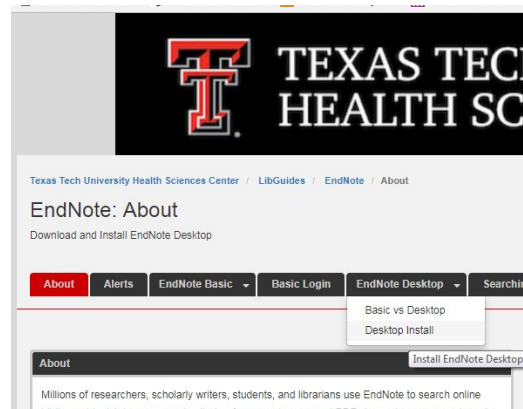


The current version of EndNote (X8) allows for multiple user interface and can sync data across several device platforms (Windows, Mac, iOS, etc.)

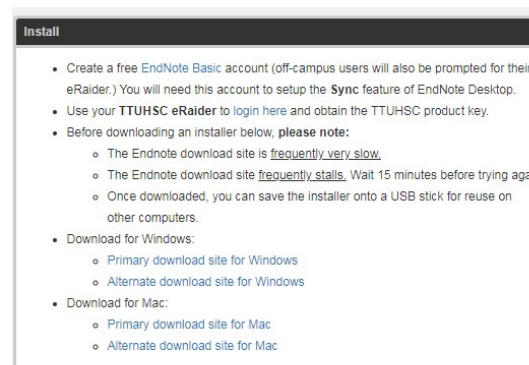


# EndNote

The web-based EndNote Basic version is free with registration at **myend-noteweb.com**. However, its desktop application is subscription-based. The desktop license is available to all TTUHSC faculty, staff, and students with a valid eRaider. For TTUHSC users, go the following website on the library homepage: **<https://ttuhsc.libguides.com/endnote>**.



Select the tab for "EndNote Desktop" and then "Desktop Install."



Choose the Primary download option for your current operating system, either Windows or Mac.

# RefWorks

RefWorks allows users to create personal reference libraries similar to EndNote. For TTUHSC faculty, students, staff, and alumni, RefWorks enables citation management and formatting options which make it easier to document manuscripts.



RefWorks 3.0 is the most current version of the software. It can be installed by accessing the link on the TTUHSC library homepage (**<https://ttuhsc.libguides.com/refworks>**).

